



# NFL EUROPA LEAGUE LEADERS

2007 Season, Week 9

## TOUCHDOWNS

	TD	Rush	Recv	Ret	Pts
J.Smith, Ams	9	8	1	0	54
M.Maxwell, Ham (SF)	7	0	7	0	42
B.Blizzard, Col	5	0	5	0	30
C.Anthony, Rhe	5	4	1	0	30
A.Hosack, Fra	4	0	4	0	24
B.Middleton, Fra	4	0	3	1	24
D.Ross, Col (KC)	4	4	0	0	24
J.Petrowski, Fra (TEN)	4	0	4	0	24
T.Hollings, Ham	4	4	0	0	24
S.Fulton, Ams	3	0	3	0	18
C.Barclay, Ber (CLE)	3	2	0	1	18
T.Curtis, Col (DAL)	3	0	3	0	18
A.J..Harris, Col	3	2	1	0	18
T.Henderson, Rhe (ATL)	3	3	0	0	18
P.K..Sam, Rhe (MIA)	3	0	3	0	18
C.Murray, Ber	3	3	0	0	18

## KICKING

	PAT	FG	Lg	Pts
R.Lloyd, Fra	25/25	13/19	56	65
S.Andrus, Ham (IND)	21/22	13/16	47	60
N.Novak, Col (CHI)	23/23	10/16	49	53
J.Johnson, Ams	18/21	7/8	49	39
A.Jacas, Ber	9/9	7/13	55	33
M.Brubaker, Rhe	14/15	5/6	36	29
C.Hughes, Rhe (PIT)	1/1	7/7	37	22
D.J.Fitzpatrick, Ber	4/4	1/3	34	7

## LEADING PASSERS

	Att	Comp	Pct Comp	Yds	Avg Gain	TD	Pct TD	Long	Int	Pct Int	Sk/Lost	Rating Points
J.T..O'Sullivan, Fra (CHI)	235	160	68.1%	1,997	8.50	15	6.4%	65t	7	3.0%	12/115	103.1
E.Meyer, Col	171	115	67.3%	1,384	8.09	12	7.0%	50	6	3.5%	21/129	100.6
C.Bramlet, Ham (WAS)	220	133	60.5%	1,810	8.23	15	6.8%	75t	5	2.3%	14/73	100.0
C.Pickett, Rhe	197	127	64.5%	1,314	6.67	6	3.0%	46	6	3.0%	19/149	81.1
D.Olson, Ams (BAL)	282	154	54.6%	1,724	6.11	11	3.9%	58	11	3.9%	19/109	69.8
T.Lulay, Ber (SEA)	207	120	58.0%	1,415	6.84	4	1.9%	63t	8	3.9%	13/87	69.2

## RECEPTIONS

	No	Yds	Avg	Lg	TD
B.Middleton, Fra	44	532	12.1	44	3
S.Fulton, Ams	42	531	12.6	42	3
C.Brewster, Ber (GB)	35	535	15.3	55t	1
B.Blizzard, Col	33	454	13.8	40	5
P.K..Sam, Rhe (MIA)	32	529	16.5	46	3
J.Surrency, Ams (MIN)	31	288	9.3	19	2
J.Jenkins, Ham	28	435	15.5	45	2
M.Maxwell, Ham (SF)	27	459	17.0	51	7
L.Croom, Ams	26	288	11.1	51	0
J.Petrowski, Fra (TEN)	26	347	13.3	42	4

## RECEIVING YARDS

	Yds	No	Avg	Lg	TD
C.Brewster, Ber (GB)	535	35	15.3	55t	1
B.Middleton, Fra	532	44	12.1	44	3
S.Fulton, Ams	531	42	12.6	42	3
P.K..Sam, Rhe (MIA)	529	32	16.5	46	3
M.Maxwell, Ham (SF)	459	27	17.0	51	7
B.Blizzard, Col	454	33	13.8	40	5
J.Jenkins, Ham	435	28	15.5	45	2
J.Petrowski, Fra (TEN)	347	26	13.3	42	4
B.Toler, Col	311	20	15.6	43	1
N.Kinoshita, Ams (Nat)	308	21	14.7	58	2

## LEADING RUSHERS

	No	Yds	Avg	Lg	TD
D.Ross, Col (KC)	190	693	3.6	40	4
C.Barclay, Ber (CLE)	127	668	5.3	52	2
J.Smith, Ams	97	412	4.2	34t	8
C.Anthony, Rhe	81	378	4.7	23t	4
A.J..Harris, Col	95	362	3.8	54t	2
Q.Griffin, Ham	77	358	4.6	30	0
S.Edwards, Fra	72	237	3.3	21	1
T.Hollings, Ham	66	229	3.5	40	4
T.Lulay, Ber (SEA)	30	216	7.2	61t	2
A.Sherrell, Fra (DET)	34	179	5.3	21	0

## TOTAL YARDS FROM SCRIMMAGE

	Total	Rush	Recv
C.Barclay, Ber (CLE)	814	668	146
D.Ross, Col (KC)	795	693	102
B.Middleton, Fra	562	30	532
C.Brewster, Ber (GB)	551	16	535
J.Smith, Ams	545	412	133
S.Fulton, Ams	531	0	531
P.K..Sam, Rhe (MIA)	529	0	529
A.J..Harris, Col	511	362	149
C.Anthony, Rhe	492	378	114
M.Maxwell, Ham (SF)	469	10	459

## Combined Net Yards Gained

	Total	Rush	Recv	Int	Punt	KO	Fumb
C.Barclay, Ber (CLE)	1,534	668	146	0	19	701	0
N.Kinoshita, Ams (Nat)	909	0	308	0	59	542	0
B.Middleton, Fra	892	30	532	0	193	137	0
D.Ross, Col (KC)	795	693	102	0	0	0	0
M.Franklin, Rhe	746	133	166	0	111	336	0
Q.Griffin, Ham	712	358	22	0	0	332	0
A.J..Harris, Col	615	362	149	0	0	104	0
J.Smith, Ams	598	412	133	0	0	53	0
J.Surrency, Ams (MIN)	576	6	288	0	0	282	0
T.Hall, Col	568	10	273	0	68	217	0

## LEADING PUNTERS

	No	Yds	Lg	Avg	TB	Blk	Ret	Yds	In	Net Avg
D.Baughner, Rhe (NE)	40	1,718	59	43.0	4	1	19	106	12	37.4
G.Pakulak, Ams (TEN)	40	1,692	59	42.3	2	2	17	155	11	35.6
K.Basler, Fra (CLE)	26	1,091	55	42.0	2	2	15	117	7	33.4
J.Stelly, Col (CHI)	39	1,624	60	41.6	2	1	17	223	16	34.0
A.Anderson, Ham (ATL)	36	1,475	60	41.0	6	0	10	106	13	34.7
T.Malone, Ber (NE)	35	1,402	55	40.1	3	0	19	195	5	32.8



# NFL EUROPA LEAGUE LEADERS

2007 Season, Week 9

## PUNT RETURN LEADERS

	No	Yds	Avg	Lg	TD
N.Kinoshita, Ams (Nat)	9	173	19.2	86t	1
B.Middleton, Fra	16	193	12.1	71t	1
D.Sheldon, Col (ATL)	9	95	10.6	20	0
M.Franklin, Rhe	14	124	8.9	23	0
T.Hall, Col	9	68	7.6	19	0
R.Parson, Ham (OAK)	16	67	4.2	16	0

## KICKOFF RETURN LEADERS

	No	Yds	Avg	Lg	TD
Q.Griffin, Ham	9	332	36.9	79	0
D.Sheldon, Col (ATL)	15	376	25.1	38	0
T.Hall, Col	9	217	24.1	44	0
N.Kinoshita, Ams (Nat)	23	542	23.6	56	0
C.Barclay, Ber (CLE)	30	701	23.4	99t	1
M.Franklin, Rhe	15	336	22.4	29	0
R.Parson, Ham (OAK)	17	379	22.3	55	0
J.Surrency, Ams (MIN)	13	282	21.7	30	0
J.Jamison, Fra (PHI)	11	202	18.4	26	0

## INTERCEPTIONS

	No	Yds	Avg	Lg	TD
C.Smith, Col (CLE)	3	50	16.7	37	0
S.Mitchell, Fra (MIA)	2	81	40.5	81t	1
A.Pace, Rhe	2	79	39.5	60t	1
J.Enzor, Rhe	2	72	36.0	65t	2
D.Williams, Fra	2	65	32.5	33	0
K.Curtis, Col	2	62	31.0	62	0
B.Grimes, Ham (ATL)	2	54	27.0	35t	1
B.Alford, Fra	2	33	16.5	33	0
E.Kwaku, Fra	2	33	16.5	30	0
K.House, Col	2	23	11.5	23	0
E.Harris, Ams (PHI)	2	19	9.5	19	0
G.Franklin, Col (SD)	2	19	9.5	18	0
S.Mayer, Ham	2	17	8.5	15	0
C.Harrell, Ber	2	7	3.5	5	0

## SACKS

	No	Yds
J.Hall, Col (CAR)	11.0	76.0
J.Kurpeikis, Ham	4.5	30.5
D.Tollefson, Ber (OAK)	4.5	22.5
J.Syptak, Fra (KC)	4.5	16.0
B.Ishola, Ham (Nat)	4.0	35.0
T.Smith, Ham	4.0	25.0
D.Rehage, Rhe (PIT)	3.5	35.0
K.Vickerson, Col (MIA)	3.5	33.5
G.Gibson, Ham	3.5	22.5
M.West, Ams	3.5	21.5
W.Curry, Ber (JAX)	3.5	19.5
U.Winkler, Fra (Nat)	3.5	18.0

## TOTAL OFFENSE

	Total	Rushing	Passing
Frankfurt	3,183	967	2,216
Berlin	2,844	1,298	1,546
Cologne	2,744	1,232	1,512
Hamburg	2,653	814	1,839
Amsterdam	2,473	638	1,835
Rhein	2,155	655	1,500

## TOTAL DEFENSE

	Total	Rushing	Passing
Cologne	2,182	745	1,437
Berlin	2,642	917	1,725
Frankfurt	2,671	794	1,877
Rhein	2,748	1,072	1,676
Hamburg	2,814	1,029	1,785
Amsterdam	3,046	1,098	1,948

## TURNOVERS

	TAKE AWAYS			GIVE AWAYS			=	Net Diff
	Int	Fum	Total	Int	Fum	Total		
Frankfurt	15	8	23	9	7	16	=	7
Hamburg	9	6	15	8	2	10	=	5
Cologne	13	7	20	9	9	18	=	2
Rhein	10	7	17	8	13	21	=	-4
Amsterdam	4	9	13	13	5	18	=	-5
Berlin	6	5	11	10	6	16	=	-5

## RED ZONE OFFENSE

	No	TD	TD%	FG	FG%	Overall %
Hamburg	27	16	59.3%	8	29.6%	88.9%
Amsterdam	23	15	65.2%	4	17.4%	82.6%
Cologne	25	13	52.0%	7	28.0%	80.0%
Frankfurt	24	10	41.7%	9	37.5%	79.2%
Rhein	29	12	41.4%	10	34.5%	75.9%
Berlin	23	10	43.5%	3	13.0%	56.5%

## RED ZONE DEFENSE

	No	TD	TD%	FG	FG%	Overall %
Amsterdam	34	13	38.2%	12	35.3%	73.5%
Frankfurt	29	16	55.2%	6	20.7%	75.9%
Cologne	17	10	58.8%	3	17.6%	76.5%
Berlin	19	10	52.6%	5	26.3%	78.9%
Rhein	26	12	46.2%	9	34.6%	80.8%
Hamburg	26	15	57.7%	6	23.1%	80.8%

## BIG PLAYS (20 plus yards)








	No	Rush	Pass
Frankfurt	37	7	30
Cologne	31	7	24
Berlin	30	8	22
Amsterdam	23	1	22
Hamburg	23	4	19
Rhein	19	2	17

## BIG PLAYS ALLOWED

	No	Rush	Pass
Amsterdam	38	6	32
Frankfurt	27	5	22
Hamburg	27	6	21
Rhein	26	6	20
Berlin	24	4	20
Cologne	21	2	19








# NFL EUROPA LEAGUE TEAM STATISTICS - OFFENSE

2007 Season, Week 9

	 Ams	 Ber	 Col	 Fra	 Ham	 Rhe	 AVG.
<b>First Downs</b>	161	155	161	176	151	141	157.5
Rushing	37	64	66	54	46	40	51.2
Passing	104	78	83	106	93	85	91.5
Penalty	20	13	12	16	12	16	14.8
<b>Rushes</b>	183	284	328	219	222	225	243.5
Net Yards Gained	638	1,298	1,232	967	814	655	934.0
Avg. Gain	3.5	4.6	3.8	4.4	3.7	2.9	3.8
Avg. Yards per Game	70.9	144.2	136.9	107.4	90.4	72.8	103.8
<b>Passes Attempted</b>	327	257	216	293	244	278	269.2
Completed	177	142	138	189	144	164	159.0
% Completed	54.1%	55.3%	63.9%	64.5%	59.0%	59.0%	59.1%
Total Yards Gained	1,963	1,664	1,664	2,350	1,925	1,699	1,877.5
Times Sacked	22	17	25	14	18	25	20.2
Yards Lost	128	118	152	134	86	199	136.2
Net Yards Gained	1,835	1,546	1,512	2,216	1,839	1,500	1,741.3
Avg. Yards Per Game	203.9	171.8	168.0	246.2	204.3	166.7	193.5
Net Yards Per Play	5.26	5.64	6.27	7.22	7.02	4.95	6.02
Yds. per Completion	11.09	11.72	12.06	12.43	13.37	10.36	11.81
<b>Combined Net Yards</b>	2,473	2,844	2,744	3,183	2,653	2,155	2,675.3
% Total, Rushing	25.8%	45.6%	44.9%	30.4%	30.7%	30.4%	34.9%
% Total, Passing	74.2%	54.4%	55.1%	69.6%	69.3%	69.6%	65.1%
Avg. Yards per Game	274.8	316.0	304.9	353.7	294.8	239.4	297.3
<b>Ball Control Plays</b>	532	558	569	526	484	528	532.8
Avg. Yards per Play	4.6	5.1	4.8	6.1	5.5	4.1	5.0
Avg. Time of Possession	27:46	32:19	31:13	29:16	29:36	29:51	
<b>3rd Down Efficiency</b>	41.1%	44.1%	44.3%	41.3%	39.2%	39.5%	41.7%
<b>4th Down Efficiency</b>	40.0%	35.7%	42.9%	50.0%	50.0%	45.5%	42.3%
<b>Had Intercepted</b>	13	10	9	9	8	8	9.5
Yards Opponent Returned	323	169	143	177	153	36	166.8
Opponent Return for TD	3	1	1	2	0	1	1.3
<b>Punts</b>	40	35	39	26	36	41	36.2
Yards Punted	1,692	1,402	1,624	1,091	1,475	1,751	1,505.8
Avg. Yards per Punt	42.3	40.1	41.6	42.0	41.0	42.7	41.6
<b>Punt Returns</b>	9	12	18	22	21	16	16.3
Yards Returned	173	82	163	257	100	135	151.7
Avg. per Return	19.2	6.8	9.1	11.7	4.8	8.4	9.3
Returned for TD	1	0	1	1	0	0	0.5
<b>Kickoff Returns</b>	44	36	30	36	36	40	37.0
Yards Returned	971	740	729	707	877	803	804.5
Avg. per Return	22.1	20.6	24.3	19.6	24.4	20.1	21.7
Returned for TD	0	1	0	0	0	0	0.2
<b>Fumbles</b>	6	12	13	11	10	21	12.2
Fumbles Lost	5	7	10	7	3	13	7.5
Out of Bounds	0	1	2	0	1	1	0.8
Own Recovery for TD	0	0	0	0	0	0	0.0
Opp. Recovery by	9	5	7	8	6	7	7.0
Opp. Recovery for TD	0	0	0	0	1	0	0.2
<b>Penalties</b>	72	73	63	69	58	62	66.2
Yards Penalised	586	613	494	599	471	507	545.0
<b>Total Points Scored</b>	173	126	191	223	214	153	180.0
Total TDs	22	14	23	26	25	17	21.2
TDs Rushing	9	9	7	7	7	6	7.5
TDs Passing	12	4	14	17	15	7	11.5
TDs Returns & Recoveries	1	1	2	2	3	4	2.2
Extra Points	18	13	23	25	21	15	19.2
2 Extra Points	1	1	0	1	1	0	0.7
Safeties	0	0	0	0	1	0	0.2
Deuce	0	0	0	0	0	0	0.0
Field Goals Made	7	8	10	13	13	12	10.5
Field Goals Attempted	8	16	16	19	16	13	14.7
% Successful	87.5%	50.0%	62.5%	68.4%	81.3%	92.3%	71.6%
4 Point Field Goals Made	0	3	0	1	0	0	0.7

# NFL EUROPA LEAGUE TEAM STATISTICS - DEFENSE

2007 Season, Week 9

	 Ams	 Ber	 Col	 Fra	 Ham	 Rhe	 AVG.
<b>First Downs</b>	175	151	130	166	159	164	157.5
Rushing	63	52	34	51	50	57	51.2
Passing	97	89	75	98	97	93	91.5
Penalty	15	10	21	17	12	14	14.8
<b>Rushes</b>	299	238	208	235	258	237	245.8
Net Yards Gained	1,098	917	745	794	1,029	1,072	942.5
Avg. Gain	3.7	3.9	3.6	3.4	4.0	4.5	3.8
Avg. Yards per Game	122.0	101.9	82.8	88.2	114.3	119.1	104.7
<b>Passes Attempted</b>	245	243	277	277	284	289	269.2
Completed	149	154	150	154	174	173	159.0
% Completed	60.8%	63.4%	54.2%	55.6%	61.3%	59.9%	59.1%
Total Yards Gained	2,044	1,821	1,656	1,982	1,929	1,833	1,877.5
Times Sacked	14	16	29	19	23	20	20.2
Yards Lost	96	96	219	105	144	157	136.2
Net Yards Gained	1,948	1,725	1,437	1,877	1,785	1,676	1,741.3
Avg. Yards Per Game	216.4	191.7	159.7	208.6	198.3	186.2	193.5
Net Yards Per Play	7.52	6.66	4.70	6.34	5.81	5.42	6.02
Yds. per Completion	13.72	11.82	11.04	12.87	11.09	10.60	11.81
<b>Combined Net Yards</b>	3,046	2,642	2,182	2,671	2,814	2,748	2,683.8
% Total, Rushing	36.0%	34.7%	34.1%	29.7%	36.6%	39.0%	35.1%
% Total, Passing	64.0%	65.3%	65.9%	70.3%	63.4%	61.0%	64.9%
Avg. Yards per Game	338.4	293.6	242.4	296.8	312.7	305.3	298.2
<b>Ball Control Plays</b>	558	497	514	531	565	546	535.2
Avg. Yards per Play	5.5	5.3	4.2	5.0	5.0	5.0	5.0
Avg. Time of Possession	32:14	27:41	28:48	30:44	30:25	30:09	
<b>3rd Down Efficiency</b>	45.4%	43.0%	32.2%	43.9%	48.4%	37.1%	41.7%
<b>4th Down Efficiency</b>	30.0%	66.7%	50.0%	28.6%	37.5%	42.9%	42.3%
<b>Intercepted By</b>	4	6	13	15	9	10	9.5
Yards Opponent Returned	58	26	252	227	139	299	166.8
Opponent Return for TD	0	0	1	1	2	4	1.3
<b>Punts</b>	28	38	43	35	37	36	36.2
Yards Punted	1,165	1,636	1,778	1,489	1,490	1,477	1,505.8
Avg. Yards per Punt	41.6	43.1	41.3	42.5	40.3	41.0	41.6
<b>Punt Returns</b>	17	19	17	15	10	20	16.3
Yards Returned	155	195	223	117	106	114	151.7
Avg. per Return	9.1	10.3	13.1	7.8	10.6	5.7	9.3
Returned for TD	0	1	1	0	0	1	0.5
<b>Kickoff Returns</b>	37	28	38	41	44	34	37.0
Yards Returned	673	597	902	935	1,020	700	804.5
Avg. per Return	18.2	21.3	23.7	22.8	23.2	20.6	21.7
Returned for TD	0	0	1	0	0	0	0.2
<b>Fumbles</b>	14	12	13	11	11	12	12.2
Fumbles Lost	10	6	8	8	6	7	7.5
Out of Bounds	2	0	1	0	2	0	0.8
Own Recovery for TD	0	0	0	0	0	0	0.0
Opp. Recovery by	5	6	9	7	2	13	7.0
Opp. Recovery for TD	0	0	0	0	0	1	0.2
<b>Penalties</b>	61	64	63	73	77	59	66.2
Yards Penalised	597	456	490	614	621	492	545.0
<b>Total Points Scored</b>	230	186	141	165	163	195	180.0
Total TDs	26	23	17	20	20	21	21.2
TDs Rushing	6	6	6	9	9	9	7.5
TDs Passing	17	15	8	9	11	9	11.5
TDs Returns & Recoveries	3	2	3	2	0	3	2.2
Extra Points	26	22	14	15	18	20	19.2
2 Extra Points	0	1	0	2	0	1	0.7
Safeties	0	0	0	1	0	0	0.2
Deuce	0	0	0	0	0	0	0.0
Field Goals Made	16	8	8	8	8	15	10.5
Field Goals Attempted	20	10	14	11	13	20	14.7
% Successful	80.0%	80.0%	57.1%	72.7%	61.5%	75.0%	71.6%
4 Point Field Goals Made	0	0	1	0	1	2	0.7



# NFL EUROPE LEAGUE SUPERLATIVES

Week 9, 2007 Season

## 100 YARD RUSHING DAYS

	No	Yds	Avg	Lg	TD
Chris Barclay, Berlin, (June 8 vs Rhein)	15	174	11.6	44	0
Derrick Ross, Cologne, (May 13 @ Berlin)	25	143	5.7	40	0
Jonathan Smith, Amsterdam, (May 18 vs Hamburg)	17	122	7.2	34t	3
Chris Barclay, Berlin, (June 2 vs Frankfurt)	12	122	10.2	26	1
Derrick Ross, Cologne, (April 14 @ Hamburg)	29	120	4.1	23	1
A.J. Harris, Rhein, (May 25 @ Amsterdam)	24	112	4.7	27	1
Anthony Sherrell, Frankfurt, (April 14 vs Amsterdam)	17	110	6.5	21	0
Derrick Ross, Cologne, (May 25 @ Amsterdam)	29	104	3.6	23	0
Charles Anthony, Frankfurt, (May 20 vs Berlin)	14	101	7.2	23t	2

## 300 YARD PASSING DAYS

	Att	Comp	Yds	Sk/Yd	TD	Lg	Int	Rating
J.T O'Sullivan, Frankfurt, (June 9 @ Hamburg)	37	27	376	1/11	4	42t	2	118.8
J.T O'Sullivan, Frankfurt, (June 2 @ Berlin)	37	27	333	0/0	3	30	1	116.2

## 100 YARD RECEIVING DAYS

	No	Yds	Avg	Lg	TD
Justin Jenkins, Hamburg, (April 28 @ Frankfurt)	7	136	19.4	45	1
Rich Musinski, Berlin, (April 28 vs Amsterdam)	5	129	25.8	63t	1
P.K. Sam, Rhein, (May 12 vs Frankfurt)	6	122	20.3	46	1
Tramain Hall, Cologne, (April 21 vs Frankfurt)	7	119	17.0	50	0
Josh Davis, Hamburg, (May 26 vs Berlin)	5	117	23.4	75t	1
Aaron Hosack, Frankfurt, (April 14 vs Amsterdam)	3	114	38.0	60t	2
P.K. Sam, Rhein, (May 19 @ Cologne)	9	114	12.7	29	2
Justin Surrency, Amsterdam, (June 3 @ Rhein)	12	113	9.4	19	1
Brandon Middleton, Frankfurt, (May 12 @ Rhein)	10	111	11.1	44	0
Skyler Fulton, Amsterdam, (June 9 @ Cologne)	7	110	15.7	42	0
James Petrowski, Frankfurt, (June 9 @ Hamburg)	6	107	17.8	42	1
Burl Toler, Cologne, (June 9 vs Amsterdam)	6	106	17.7	43	1
Carlton Brewster, Berlin, (April 22 vs Hamburg)	7	103	14.7	22	0
Scott McCready, Hamburg, (April 14 vs Cologne)	7	100	14.3	55t	1

### Rushing

<b>MOST RUSHING ATTEMPTS IN A GAME</b>	No	<b>MOST RUSHING YARDS IN A GAME</b>	Yds
Derrick Ross, Cologne, (April 14 @ Hamburg)	29	Chris Barclay, Berlin, (June 8 vs Rhein)	174
Derrick Ross, Cologne, (May 25 @ Amsterdam)	29		
<b>LONGEST RUN FROM SCRIMMAGE IN A GAME</b>	Lg	<b>LONGEST TD RUN FROM SCRIMMAGE IN A GAME</b>	Lg
Chris Laskowski, Frankfurt, (May 12 @ Rhein)	62	Chris Laskowski, Frankfurt, (May 12 @ Rhein)	62
<b>HIGHEST RUSHING AVERAGE (Min 8 Atts)</b>	Avg	<b>MOST RUSHING TOUCHDOWNS IN A GAME</b>	TD
Chris Barclay, Berlin, (June 8 vs Rhein)	11.6	Jonathan Smith, Amsterdam, (May 18 vs Hamburg)	3

### Passing

<b>MOST PASS ATTEMPTS IN A GAME</b>	Att	<b>MOST PASS COMPLETIONS IN A GAME</b>	Comp
Drew Olson, Amsterdam, (June 3 @ Rhein)	47	J.T O'Sullivan, Frankfurt, (June 2 @ Berlin)	27
		J.T O'Sullivan, Frankfurt, (June 9 @ Hamburg)	27
<b>HIGHEST COMPLETION PERCENTAGE (Min 14 Atts)</b>	Comp	<b>HIGHEST PASSER RATING (Min 14 Atts)</b>	Rating
Erik Meyer, Cologne, (May 25 @ Amsterdam)	86.7	Erik Meyer, Cologne, (June 9 vs Amsterdam)	138.0
<b>MOST PASSING YARDS IN A GAME</b>	Yds	<b>MOST PASSING TOUCHDOWNS IN A GAME</b>	TD
J.T O'Sullivan, Frankfurt, (June 9 @ Hamburg)	376	Casey Bramlet, Hamburg, (May 18 @ Amsterdam)	4
		J.T O'Sullivan, Frankfurt, (June 9 @ Hamburg)	4
<b>HIGHEST AVERAGE GAIN (Min 20 Atts)</b>	Avg	<b>HIGHEST AVERAGE COMPLETION (Min 10 Comp)</b>	Avg
Casey Bramlet, Hamburg, (April 28 @ Frankfurt)	11.29	Casey Bramlet, Hamburg, (April 28 @ Frankfurt)	19.75
<b>LONGEST PASS IN A GAME</b>	Yds	<b>LONGEST TOUCHDOWN PASS IN A GAME</b>	Yds
Casey Bramlet, Hamburg, (May 26 vs Berlin)	75	Casey Bramlet, Hamburg, (May 26 vs Berlin)	75
<b>MOST PASSES HAD INTERCEPTED IN A GAME</b>	Int	<b>MOST TIMES SACKED IN A GAME</b>	Tkl
Travis Lulay, Berlin, (May 20 @ Frankfurt)	3	Erik Meyer, Cologne, (June 2 vs Hamburg)	6

### Pass Receiving

<b>MOST PASS RECEPTIONS IN A GAME</b>	No	<b>MOST PASS RECEIVING YARDS IN A GAME</b>	Yds
Justin Surrency, Amsterdam, (June 3 @ Rhein)	12	Justin Jenkins, Hamburg, (April 28 @ Frankfurt)	136
<b>LONGEST PASS RECEPTION IN A GAME</b>	Lg	<b>LONGEST PASS TD RECEPTION IN A GAME</b>	Lg
Josh Davis, Hamburg, (May 26 vs Berlin)	75	Josh Davis, Hamburg, (May 26 vs Berlin)	75
<b>HIGHEST PASS RECEIVING AVERAGE (Min 3 Catches)</b>	Avg	<b>MOST PASS RECEIVING TOUCHDOWNS IN A GAME</b>	TD
Aaron Hosack, Frankfurt, (April 14 vs Amsterdam)	38.0	Aaron Hosack, Frankfurt, (April 14 vs Amsterdam)	2
		Marcus Maxwell, Hamburg, (May 12 vs Amsterdam)	2
		Bobby Blizzard, Cologne, (May 13 @ Berlin)	2
		Jovon Bouknight, Cologne, (May 5 vs Berlin)	2
		Marcus Maxwell, Hamburg, (May 18 @ Amsterdam)	2
		P.K. Sam, Rhein, (May 19 @ Cologne)	2



# AMSTERDAM ADMIRALS STATISTICS

2007 Season, Week 9



## WON 3, LOST 6

Apr 14	L	14-30	@ Frankfurt	38,125
Apr 20	L	10-16	Rhein	14,611
Apr 28	W	14-10	@ Berlin	11,942
May 6	W	19-17	Frankfurt	10,788
May 12	L	17-24	@ Hamburg	15,271
May 18	W	41-31	Hamburg	9,384
May 25	L	7-30	Cologne	11,714
Jun 3	L	38-41	@ Rhein	20,355
Jun 9	L	13-31	@ Cologne	12,878
<i>Total Attendance</i>				<i>145,068</i>

## TEAM STATISTICS

	Amsterdam	Opponents
TOTAL FIRST DOWNS	161	175
Rushing	37	63
Passing	104	97
Penalty	20	15
3rd Down: Made/Att	46/112	49/108
3rd Down Pct.	41.1%	45.4%
4th Down: Made/Att	4/10	3/10
4th Down Pct.	40.0%	30.0%
POSSESSION AVG.	27:46	32:14
TOTAL NET YARDS	2,473	3,046
Avg. Per Game	274.8	338.4
Total Plays	532	259
Avg. Per Play	4.6	11.8
NET YARDS RUSHING	638	1,098
Avg. Per Game	70.9	122.0
Total Rushes	183	299
NET YARDS PASSING	1,835	1,948
Avg. Per Game	203.9	216.4
Sacked/Yards Lost	22/128	14/96
Gross Yards	1,963	2,044
Att/Completions	327/177	245/149
Completion Pct.	54.1%	60.8%
Had Intercepted	13	4
PUNTS/AVERAGE	40/42.3	28/41.6
Net Punting Average	35.6	33.3
PENALTIES/YARDS	72/586	61/597
FUMBLES/BALL LOST	6/5	14/10
TOUCHDOWNS	22	26
Rushing	9	6
Passing	12	17
Returns	1	3

## SCORE BY PERIODS

	1	2	3	4	OT	Total
Amsterdam	48	56	34	35	0	173
Opponents	38	66	75	51	0	230

## SCORING

	TD	Ru	Pa	Rt	PAT	2PAT	FG	S	TP
Smith,J	8	1	0	0/0	0/0	0/0	0/0	0	54
Johnson,J	0	0	0	18/21	0/0	7/8	0/0	0	39
Kinoshita, N (Nat)	0	2	1	0/0	0/0	0/0	0/0	0	18
Fulton,S	0	3	0	0/0	0/0	0/0	0/0	0	18
Williams, H (HOU)	0	2	0	0/0	1/1	0/0	0/0	0	14
Surrency, J (MIN)	0	2	0	0/0	0/0	0/0	0/0	0	12
Olson, D (BAL)	1	0	0	0/0	0/0	0/0	0/0	0	6
McCullum, J (CAR)	0	1	0	0/0	0/0	0/0	0/0	0	6
Schnee, Y (Nat)	0	1	0	0/0	0/0	0/0	0/0	0	6
<i>Amsterdam Total</i>	<i>9</i>	<i>12</i>	<i>1</i>	<i>18/21</i>	<i>1/1</i>	<i>7-8</i>	<i>0</i>	<i>173</i>	
<i>Opponents Total</i>	<i>6</i>	<i>17</i>	<i>3</i>	<i>26/26</i>	<i>0/0</i>	<i>16-20</i>	<i>0</i>	<i>230</i>	

## PASSING

	Att	Cmp	Yds	Cmp%	Yds/Att	TD	TD%
Olson, D (BAL)	282	154	1,724	54.6%	6.11	11	3.9%
Bramlet,C	44	23	239	52.3%	5.43	1	2.3%
Pakulak, G (TEN)	1	0	0	0.0%	0.00	0	0.0%
<i>Amsterdam Total</i>	<i>327</i>	<i>177</i>	<i>1,963</i>	<i>54.1%</i>	<i>6.00</i>	<i>12</i>	<i>3.7%</i>
<i>Opponents Total</i>	<i>245</i>	<i>149</i>	<i>2,044</i>	<i>60.8%</i>	<i>8.34</i>	<i>17</i>	<i>6.9%</i>

## RUSHING

	No	Yds	Avg	Lg	TD
Smith,J	97	412	4.2	34t	8
Croom,L	51	158	3.1	19	0
Olson, D (BAL)	18	43	2.4	12	1
Humes, C (NYG)	9	12	1.3	5	0
Bramlet,C	6	7	1.2	8	0
Surrency, J (MIN)	2	6	3.0	8	0
<i>Amsterdam Total</i>	<i>183</i>	<i>638</i>	<i>3.5</i>	<i>34t</i>	<i>9</i>
<i>Opponents Total</i>	<i>299</i>	<i>1,098</i>	<i>3.7</i>	<i>28</i>	<i>6</i>

## RECEIVING

	No	Yds	Avg	Lg	TD
Fulton,S	42	531	12.6	42	3
Surrency, J (MIN)	31	288	9.3	19	2
Croom,L	26	288	11.1	51	0
Smith,J	22	133	6.0	23	1
Kinoshita, N (Nat)	21	308	14.7	58	2
Williams, H (HOU)	12	168	14.0	35t	2
Schnee, Y (Nat)	8	46	5.8	11	1
McCullum, J (CAR)	7	131	18.7	31	1
Hall,B	6	58	9.7	18	0
Humes, C (NYG)	1	7	7.0	7	0
Downer,C	1	5	5.0	5	0
<i>Amsterdam Total</i>	<i>177</i>	<i>1,963</i>	<i>11.1</i>	<i>58</i>	<i>12</i>
<i>Opponents Total</i>	<i>149</i>	<i>2,044</i>	<i>13.7</i>	<i>63t</i>	<i>17</i>

## INTERCEPTIONS

	No	Yds	Avg	Lg	TD
Harris, E (PHI)	2	19	9.5	19	0
Elimimian,A	1	39	39.0	39	0
Mason, G (PIT)	1	0	0.0	0	0
<i>Amsterdam Total</i>	<i>4</i>	<i>58</i>	<i>14.5</i>	<i>39</i>	<i>0</i>
<i>Opponents Total</i>	<i>13</i>	<i>323</i>	<i>24.8</i>	<i>68t</i>	<i>3</i>

## PUNTING

	No	Yds	Avg	Net	TB	In	Lg	B
Pakulak, G (TEN)	40	1,692	42.3	35.6	2	11	59	2
<i>Amsterdam Total</i>	<i>40</i>	<i>1,692</i>	<i>42.3</i>	<i>35.6</i>	<i>2</i>	<i>11</i>	<i>59</i>	<i>2</i>
<i>Opponents Total</i>	<i>28</i>	<i>1,165</i>	<i>41.6</i>	<i>33.3</i>	<i>3</i>	<i>8</i>	<i>54</i>	<i>0</i>

## PUNT RETURNS

	No	FC	Yds	Avg	Lg	TD
Kinoshita, N (Nat)	9	4	173	19.2	86t	1
<i>Amsterdam Total</i>	<i>9</i>	<i>4</i>	<i>173</i>	<i>19.2</i>	<i>86t</i>	<i>1</i>
<i>Opponents Total</i>	<i>17</i>	<i>6</i>	<i>155</i>	<i>9.1</i>	<i>22</i>	<i>0</i>

## KICKOFF RETURNS

	No	FC	Yds	Avg	Lg	TD
Kinoshita, N (Nat)	23	0	542	23.6	56	0
Surrency, J (MIN)	13	0	282	21.7	30	0
Croom,L	4	0	78	19.5	25	0
Smith,J	3	0	53	17.7	21	0
Raiola,D	1	0	9	9.0	9	0
Williams, H (HOU)	0	0	7	0.0	7	0
<i>Amsterdam Total</i>	<i>44</i>	<i>0</i>	<i>971</i>	<i>22.1</i>	<i>56</i>	<i>0</i>
<i>Opponents Total</i>	<i>37</i>	<i>0</i>	<i>673</i>	<i>18.2</i>	<i>31</i>	<i>0</i>

## FIELD GOALS

	1-19	20-29	30-39	40-49	50+	Total
Johnson,J	0-0	2-2	1-2	4-4	0-0	7-8
<i>Amsterdam Total</i>	<i>0-0</i>	<i>2-2</i>	<i>1-2</i>	<i>4-4</i>	<i>0-0</i>	<i>7-8</i>
<i>Opponents Total</i>	<i>1-1</i>	<i>6-6</i>	<i>6-9</i>	<i>3-4</i>	<i>0-0</i>	<i>16-20</i>



# AMSTERDAM ADMIRALS STATISTICS

2007 Season, Week 9



<b>SACKS</b>	<b>No</b>	<b>Yds</b>
West,M	3.5	21.5
Majondo-Mwamba, P (Nat)	2.0	9.0
Jones,T	2.0	16.0
Evans, W (NO)	2.0	11.0
Carothers,G	1.0	9.0
Watts, D (Nat)	1.0	5.0
Pinson,L	1.0	2.0
Team,	1.0	19.0
Björk, C (Nat)	1.0	13.0
McGruder, L (SEA)	0.5	9.5
<i>Amsterdam Total</i>	<i>15.0</i>	<i>115.0</i>
<i>Opponents Total</i>	<i>24.0</i>	<i>128.0</i>

<b>DEFENSE</b>	<b>TT</b>	<b>UT</b>	<b>AT</b>	<b>SACK</b>	<b>PD</b>	<b>FF</b>	<b>SPEC UT</b>	<b>SPEC AT</b>	<b>MISC TACK</b>	<b>MISC AT</b>	<b>BLOCKED KICKS</b>		
											<b>P</b>	<b>FG</b>	<b>PAT</b>
Thompson, J (NYJ)	52	43	9	0.0	0	1	4	0	0	0	0	0	0
Björk, C (Nat)	43	34	9	1.0	1	0	1	0	0	0	0	0	0
Elimimian,A	40	36	4	0.0	5	1	4	1	0	0	0	0	0
Eiland,D	35	28	7	0.0	4	0	0	0	0	0	0	0	0
Pinson,L	35	28	7	1.0	1	1	3	0	0	0	0	0	0
Carothers,G	32	28	4	1.0	2	0	1	0	0	0	0	0	0
West,M	27	22	5	3.5	1	2	0	1	0	0	0	0	0
Majondo-Mwamba, P (Na	24	13	11	2.0	1	0	0	0	0	0	0	0	0
Smith, A (CLE)	24	17	7	0.0	1	0	0	0	0	0	0	0	0
Evans, W (NO)	23	17	6	2.0	2	0	0	1	0	0	0	0	0
Mensah, A (Nat)	21	14	7	0.0	1	0	3	0	0	0	0	0	0
Jones,T	21	17	4	2.0	4	1	1	0	0	0	0	0	0
Harris, E (PHI)	19	14	5	0.0	3	0	2	0	0	0	0	0	0
Heuer,N	19	17	2	0.0	0	1	0	0	0	0	0	0	0
Garrett, K (CAR)	16	16	0	0.0	6	0	3	0	0	0	0	0	0
Kahui, K (SD)	16	13	3	0.0	1	0	3	0	0	0	0	0	0
McGruder, L (SEA)	15	8	7	0.5	1	0	0	0	0	0	0	0	0
Ballard,D	14	11	3	0.0	0	1	0	0	0	0	0	0	0
Mason, G (PIT)	12	11	1	0.0	2	0	0	0	0	0	0	0	0
Durham,R	8	8	0	0.0	0	0	0	0	0	0	0	0	0
Team,	7	7	0	1.0	0	0	1	0	1	0	0	0	0
Moe,T	5	2	3	0.0	0	0	3	0	0	0	0	0	0
Ivanov, S (Nat)	4	3	1	0.0	0	0	3	1	0	0	0	0	0
Watts, D (Nat)	4	3	1	1.0	0	0	0	0	0	0	0	0	0
Rowan, L (OAK)	3	2	1	0.0	0	0	1	0	0	0	0	0	0
Cavka,M	1	1	0	0.0	0	0	0	0	4	0	0	0	0
McCullum, J (CAR)	1	1	0	0.0	0	1	0	1	0	0	0	0	0
McGrew,S	1	1	0	0.0	0	0	1	1	0	0	0	0	0
Hunter,W	1	1	0	0.0	0	0	3	1	0	0	0	0	0
Pakulak, G (TEN)	0	0	0	0.0	0	0	0	1	0	0	0	0	0
Williams, H (HOU)	0	0	0	0.0	0	0	1	0	2	0	0	0	0
Johnson,J	0	0	0	0.0	0	0	1	0	0	0	0	0	0
Smith,J	0	0	0	0.0	0	0	0	0	1	0	0	0	0
Humes, C (NYG)	0	0	0	0.0	0	0	3	0	0	0	0	0	0
Andrew, M (Nat)	0	0	0	0.0	0	0	2	1	0	0	0	0	0
Raiola,D	0	0	0	0.0	0	0	1	0	0	0	0	0	0
Pape, T (SD)	0	0	0	0.0	0	0	0	1	0	0	0	0	0
McDonald,S	0	0	0	0.0	0	0	0	0	1	0	0	0	0
Hall,B	0	0	0	0.0	0	0	0	0	1	0	0	0	0
Downer,C	0	0	0	0.0	0	0	1	0	0	0	0	0	0
<i>Amsterdam Total</i>	<i>525</i>	<i>418</i>	<i>107</i>	<i>15.0</i>	<i>37</i>	<i>9</i>	<i>46</i>	<i>10</i>	<i>10</i>	<i>0</i>	<i>0</i>	<i>0</i>	<i>0</i>
<i>Opponent Total</i>	<i>419</i>	<i>339</i>	<i>80</i>	<i>24.0</i>	<i>76</i>	<i>3</i>	<i>49</i>	<i>10</i>	<i>10</i>	<i>1</i>	<i>2</i>	<i>0</i>	<i>0</i>



# BERLIN THUNDER STATISTICS

2007 Season, Week 9



## WON 2, LOST 7

Apr 14	W	15-3	@ Rhein	30,355
Apr 22	L	7-16	Hamburg	30,657
Apr 28	L	10-14	Amsterdam	11,942
May 5	W	31-28	@ Cologne	10,084
May 13	L	10-24	Cologne	11,995
May 20	L	7-35	@ Frankfurt	30,125
May 26	L	7-17	@ Hamburg	18,337
Jun 2	L	22-25	Frankfurt	11,882
Jun 8	L	17-24	Rhein	12,114
<b>Total Attendance</b>				<b>167,491</b>

## RUSHING

	No	Yds	Avg	Lg	TD
Barclay, C (CLE)	127	668	5.3	52	2
Lulay, T (SEA)	30	216	7.2	61t	2
Murray,C	59	168	2.8	20	3
Rhodes,D	40	123	3.1	14	1
Eugene, B (TB)	12	91	7.6	17	1
Edwards,S	11	17	1.5	5	0
Brewster, C (GB)	4	16	4.0	13	0
Flemming, O (Nat)	1	-1	-1.0	0	0
<b>Berlin Total</b>	<b>284</b>	<b>1,298</b>	<b>4.6</b>	<b>61t</b>	<b>9</b>
<b>Opponents Total</b>	<b>238</b>	<b>917</b>	<b>3.9</b>	<b>40</b>	<b>6</b>

## TEAM STATISTICS

	Berlin	Opponents				
<b>TOTAL FIRST DOWNS</b>	155	151				
Rushing	64	52				
Passing	78	89				
Penalty	13	10				
3rd Down: Made/Att	56/127	46/107				
3rd Down Pct.	44.1%	43.0%				
4th Down: Made/Att	5/14	4/6				
4th Down Pct.	35.7%	66.7%				
<b>POSSESSION AVG.</b>	32:19	27:41				
<b>TOTAL NET YARDS</b>	2,844	2,642				
Avg. Per Game	316.0	293.6				
Total Plays	558	259				
Avg. Per Play	5.1	10.2				
<b>NET YARDS RUSHING</b>	1,298	917				
Avg. Per Game	144.2	101.9				
Total Rushes	284	238				
<b>NET YARDS PASSING</b>	1,546	1,725				
Avg. Per Game	171.8	191.7				
Sacked/Yards Lost	17/118	16/96				
Gross Yards	1,664	1,821				
Att/Completions	257/142	243/154				
Completion Pct.	55.3%	63.4%				
Had Intercepted	10	6				
<b>PUNTS/AVERAGE</b>	35/40.1	38/43.1				
Net Punting Average	32.8	35.5				
<b>PENALTIES/YARDS</b>	73/613	64/456				
<b>FUMBLES/BALL LOST</b>	12/7	12/6				
<b>TOUCHDOWNS</b>	14	23				
Rushing	9	6				
Passing	4	15				
Returns	1	2				
<b>SCORE BY PERIODS</b>	1	2	3	4	OT	Total
Berlin	20	39	25	42	0	126
Opponents	59	57	24	46	0	186

## RECEIVING

	No	Yds	Avg	Lg	TD
Brewster, C (GB)	35	535	15.3	55t	1
Musinski,R	21	284	13.5	63t	2
Barclay, C (CLE)	20	146	7.3	26	0
Davis, C (NYG)	17	142	8.4	26	1
Sanders, S (CLE)	13	222	17.1	62	0
Gamez, A (Nat)	12	97	8.1	24	0
Shor, A (ARI)	7	70	10.0	24	0
Hoag, R (WAS)	4	45	11.3	20	0
Abiamiri, R (BAL)	4	48	12.0	30	0
Rhodes,D	3	34	11.3	12	0
Murray,C	2	3	1.5	4	0
Lulay, T (SEA)	1	7	7.0	7	0
Tella, G (Nat)	1	16	16.0	16	0
Thompson,C	1	11	11.0	11	0
Guardia,M	1	4	4.0	4	0
<b>Berlin Total</b>	<b>142</b>	<b>1,664</b>	<b>11.7</b>	<b>63t</b>	<b>4</b>
<b>Opponents Total</b>	<b>154</b>	<b>1,821</b>	<b>11.8</b>	<b>75t</b>	<b>15</b>

## INTERCEPTIONS

	No	Yds	Avg	Lg	TD
Harrell,C	2	7	3.5	5	0
Paris,S	1	13	13.0	13	0
Dumas,J	1	3	3.0	3	0
Vaughn, V (SF)	1	3	3.0	3	0
Thompson,C	1	0	0.0	0	0
<b>Berlin Total</b>	<b>6</b>	<b>26</b>	<b>4.3</b>	<b>13</b>	<b>0</b>
<b>Opponents Total</b>	<b>10</b>	<b>169</b>	<b>16.9</b>	<b>33</b>	<b>1</b>

## PUNTING

	No	Yds	Avg	Net	TB	In	Lg	B
Malone, T (NE)	35	1,402	40.1	32.8	3	5	55	0
<b>Berlin Total</b>	<b>35</b>	<b>1,402</b>	<b>40.1</b>	<b>32.8</b>	<b>3</b>	<b>5</b>	<b>55</b>	<b>0</b>
<b>Opponents Total</b>	<b>38</b>	<b>1,636</b>	<b>43.1</b>	<b>35.5</b>	<b>5</b>	<b>17</b>	<b>60</b>	<b>3</b>

## PUNT RETURNS

	No	FC	Yds	Avg	Lg	TD
Barclay, C (CLE)	1	2	19	19.0	19	0
Smith, K (TB)	5	3	31	6.2	14	0
Musinski,R	6	3	32	5.3	21	0
Harrell,C	0	1	0	0.0	0	0
<b>Berlin Total</b>	<b>12</b>	<b>9</b>	<b>82</b>	<b>6.8</b>	<b>21</b>	<b>0</b>
<b>Opponents Total</b>	<b>19</b>	<b>3</b>	<b>195</b>	<b>10.3</b>	<b>71t</b>	<b>1</b>

## KICKOFF RETURNS

	No	FC	Yds	Avg	Lg	TD
Barclay, C (CLE)	30	0	701	23.4	99t	1
Brewster, C (GB)	1	0	15	15.0	15	0
Edwards,S	1	0	13	13.0	13	0
Harvey, J (PHI)	1	1	10	10.0	10	0
Clarke,T	1	0	1	1.0	1	0
Sanders, S (CLE)	2	0	0	0.0	0	0
<b>Berlin Total</b>	<b>36</b>	<b>1</b>	<b>740</b>	<b>20.6</b>	<b>99t</b>	<b>1</b>
<b>Opponents Total</b>	<b>28</b>	<b>0</b>	<b>597</b>	<b>21.3</b>	<b>41</b>	<b>0</b>

## FIELD GOALS

	1-19	20-29	30-39	40-49	50+	Total
Jacas,A	0-0	2-2	0-3	2-4	3-4	7-13
Fitzpatrick,D.J	0-0	0-0	1-1	0-1	0-1	1-3
<b>Berlin Total</b>	<b>0-0</b>	<b>2-2</b>	<b>1-4</b>	<b>2-5</b>	<b>3-5</b>	<b>8-16</b>
<b>Opponents Total</b>	<b>0-0</b>	<b>3-3</b>	<b>3-4</b>	<b>2-2</b>	<b>0-1</b>	<b>8-10</b>

## SCORING

	TD	Ru	Pa	Rt	PAT	2PAT	FG	S	TP
Jacas,A	0	0	0	0	9/9	0/0	7/13	0	33
Murray,C	3	0	0	0	0/0	1/1	0/0	0	20
Barclay, C (CLE)	2	0	1	0	0/0	0/0	0/0	0	18
Lulay, T (SEA)	2	0	0	0	0/0	0/0	0/0	0	12
Musinski,R	0	2	0	0	0/0	0/0	0/0	0	12
Fitzpatrick,D.J	0	0	0	0	4/4	0/0	1/3	0	7
Eugene, B (TB)	1	0	0	0	0/0	0/0	0/0	0	6
Rhodes,D	1	0	0	0	0/0	0/0	0/0	0	6
Brewster, C (GB)	0	1	0	0	0/0	0/0	0/0	0	6
Davis, C (NYG)	0	1	0	0	0/0	0/0	0/0	0	6
<b>Berlin Total</b>	<b>9</b>	<b>4</b>	<b>1</b>	<b>13/13</b>	<b>1/1</b>	<b>8-16</b>	<b>0</b>	<b>126</b>	
<b>Opponents Total</b>	<b>6</b>	<b>15</b>	<b>2</b>	<b>22/22</b>	<b>1/1</b>	<b>8-10</b>	<b>0</b>	<b>186</b>	

## PASSING

	Att	Cmp	Yds	Cmp%	Yds/Att	TD	TD%	Int	Int%	Lg	Sk/Lost	Rating
Lulay, T (SEA)	207	120	1,415	58.0%	6.84	4	1.9%	8	3.9%	63t	13/87	69.2
Eugene, B (TB)	49	21	242	42.9%	4.94	0	0.0%	2	4.1%	31	4/31	41.4
Murray,C	1	1	7	100.0%	7.00	0	0.0%	0	0.0%	7	0/0	95.8
<b>Berlin Total</b>	<b>257</b>	<b>142</b>	<b>1,664</b>	<b>55.3%</b>	<b>6.47</b>	<b>4</b>	<b>1.6%</b>	<b>10</b>	<b>3.9%</b>	<b>63t</b>	<b>17/118</b>	<b>64.1</b>
<b>Opponents Total</b>	<b>243</b>	<b>154</b>	<b>1,821</b>	<b>63.4%</b>	<b>7.49</b>	<b>15</b>	<b>6.2%</b>	<b>6</b>	<b>2.5%</b>	<b>75t</b>	<b>16/96</b>	<b>96.4</b>



# BERLIN THUNDER STATISTICS

2007 Season, Week 9



SACKS	No	Yds
Tollefson, D (OAK)	4.5	22.5
Curry, W (JAX)	3.5	19.5
Peterson,J	2.5	23.5
Vickerson,Q	2.0	13.0
Shaw, B (WAS)	1.0	5.0
Finke, P (Nat)	1.0	1.0
Lay, J (STL)	1.0	11.0
Sape,L	0.5	0.5
<i>Berlin Total</i>	<i>16.0</i>	<i>96.0</i>
<i>Opponents Total</i>	<i>17.0</i>	<i>118.0</i>

DEFENSE	TT	UT	AT	SACK	PD	FF	SPEC	SPEC	MISC	MISC	BLOCKED KICKS			
							UT	AT	TACK	AT	P	FG	PAT	
Dumas,J	52	39	13	0.0	4	1	0	0	0	0	0	0	0	0
Harrell,C	48	35	13	0.0	5	0	1	1	0	0	0	0	0	0
Mendenhall,M	47	36	11	0.0	2	0	4	0	0	0	0	0	0	0
Thompson,C	34	29	5	0.0	5	3	1	0	0	0	0	0	0	0
Lay, J (STL)	30	27	3	1.0	6	1	0	0	0	0	0	0	0	0
Goodwell, T (GB)	27	22	5	0.0	4	2	0	0	0	0	0	0	0	0
Curry, W (JAX)	26	21	5	3.5	3	1	0	0	0	0	0	0	0	0
Vickerson,Q	26	18	8	2.0	3	0	0	0	0	0	0	0	0	0
Pruitt, E (DET)	25	20	5	0.0	1	1	0	0	0	0	0	0	0	0
Tollefson, D (OAK)	25	21	4	4.5	5	0	0	0	0	0	0	0	0	0
Paris,S	24	13	11	0.0	2	0	3	1	0	0	0	0	0	0
Davis, D (SEA)	23	21	2	0.0	2	0	5	0	0	0	0	0	0	0
Adjei, R (Nat)	20	12	8	0.0	0	0	1	0	0	0	0	0	0	0
Sape,L	16	11	5	0.5	2	0	0	0	0	0	0	0	0	0
Peterson,J	12	9	3	2.5	1	0	0	0	0	0	0	0	0	0
Flemming, O (Nat)	11	8	3	0.0	1	0	8	2	0	0	0	0	0	0
Shaw, B (WAS)	11	8	3	1.0	3	0	0	0	0	0	0	0	0	0
Vaughn, V (SF)	11	8	3	0.0	3	0	2	0	0	0	0	0	0	0
Finke, P (Nat)	8	4	4	1.0	0	0	1	0	0	0	0	0	0	0
Flowers,J	6	4	2	0.0	1	0	6	1	0	0	0	0	0	0
Team,	3	2	1	0.0	0	0	0	0	1	0	0	0	0	0
Clarke,T	2	1	1	0.0	0	0	0	1	0	0	0	0	0	0
Houston,S	2	1	1	0.0	1	0	0	0	0	0	1	0	0	0
Lulay, T (SEA)	1	0	1	0.0	0	0	0	0	4	0	0	0	0	0
Smith, S (Nat)	1	0	1	0.0	0	0	4	2	0	0	0	0	0	0
McMeans, T (CHI)	1	1	0	0.0	0	0	0	0	0	0	0	0	0	0
Hoag, R (WAS)	1	1	0	0.0	0	0	0	0	0	0	1	0	0	0
Washington,G	1	1	0	0.0	0	0	3	1	0	0	0	0	0	0
Jacas,A	0	0	0	0.0	0	0	1	0	0	0	0	0	0	0
Guardia,M	0	0	0	0.0	0	0	1	0	0	0	0	0	0	0
Harvey, J (PHI)	0	0	0	0.0	0	0	0	0	1	0	0	0	0	0
Brewster, C (GB)	0	0	0	0.0	0	0	0	0	4	0	0	0	0	0
Davis, C (NYG)	0	0	0	0.0	0	0	0	0	1	0	0	0	0	0
Gamez, A (Nat)	0	0	0	0.0	0	0	0	0	2	0	0	0	0	0
Murray,C	0	0	0	0.0	1	0	0	0	0	0	0	0	0	0
Fitzpatrick,D.J	0	0	0	0.0	0	0	1	0	0	0	0	0	0	0
<i>Berlin Total</i>	<i>494</i>	<i>373</i>	<i>121</i>	<i>16.0</i>	<i>55</i>	<i>9</i>	<i>43</i>	<i>9</i>	<i>13</i>	<i>0</i>	<i>2</i>	<i>0</i>	<i>0</i>	<i>0</i>
<i>Opponent Total</i>	<i>538</i>	<i>410</i>	<i>128</i>	<i>17.0</i>	<i>67</i>	<i>6</i>	<i>42</i>	<i>16</i>	<i>8</i>	<i>0</i>	<i>0</i>	<i>0</i>	<i>0</i>	<i>0</i>



# COLOGNE CENTURIONS STATISTICS

2007 Season, Week 9



## WON 6, LOST 3

Apr 14	W	24-18	@ Hamburg	20,887
Apr 21	L	13-18	Frankfurt	16,422
Apr 28	W	14-6	@ Rhein	21,347
May 5	L	28-31	Berlin	10,084
May 13	W	24-10	@ Berlin	11,995
May 19	W	20-17	Rhein	22,154
May 25	W	30-7	@ Amsterdam	11,714
Jun 2	L	7-21	Hamburg	10,221
Jun 9	W	31-13	Amsterdam	12,878
<i>Total Attendance</i>				<i>137,702</i>

## RUSHING

	No	Yds	Avg	Lg	TD
Ross, D (KC)	190	693	3.6	40	4
Harris,A.J.	95	362	3.8	54t	2
Meyer,E	29	125	4.3	16	1
Porter, Q (HOU)	4	24	6.0	11	0
Hall,T	2	10	5.0	6	0
Bouknight, J (TB)	2	8	4.0	8	0
Carter,A	2	6	3.0	4	0
Stelly, J (CHI)	3	4	1.3	7	0
Lee, G (ARI)	1	0	0.0	0	0
<i>Cologne Total</i>	<i>328</i>	<i>1,232</i>	<i>3.8</i>	<i>54t</i>	<i>7</i>
<i>Opponents Total</i>	<i>208</i>	<i>745</i>	<i>3.6</i>	<i>52</i>	<i>6</i>

## TEAM STATISTICS

	Cologne	Opponents				
TOTAL FIRST DOWNS	161	130				
Rushing	66	34				
Passing	83	75				
Penalty	12	21				
3rd Down: Made/Att	54/122	37/115				
3rd Down Pct.	44.3%	32.2%				
4th Down: Made/Att	3/7	7/14				
4th Down Pct.	42.9%	50.0%				
POSSESSION AVG.	31:13	28:48				
TOTAL NET YARDS	2,744	2,182				
Avg. Per Game	304.9	242.4				
Total Plays	569	306				
Avg. Per Play	4.8	7.1				
NET YARDS RUSHING	1,232	745				
Avg. Per Game	136.9	82.8				
Total Rushes	328	208				
NET YARDS PASSING	1,512	1,437				
Avg. Per Game	168.0	159.7				
Sacked/Yards Lost	25/152	29/219				
Gross Yards	1,664	1,656				
Att/Completions	216/138	277/150				
Completion Pct.	63.9%	54.2%				
Had Intercepted	9	13				
PUNTS/AVERAGE	39/41.6	43/41.3				
Net Punting Average	34.0	35.2				
PENALTIES/YARDS	63/494	63/490				
FUMBLES/BALL LOST	13/10	13/8				
TOUCHDOWNS	23	17				
Rushing	7	6				
Passing	14	8				
Returns	2	3				
<b>SCORE BY PERIODS</b>	<b>1</b>	<b>2</b>	<b>3</b>	<b>4</b>	<b>OT</b>	<b>Total</b>
Cologne	35	67	48	41	0	191
Opponents	32	32	36	41	0	141

## RECEIVING

	No	Yds	Avg	Lg	TD
Blizzard,B	33	454	13.8	40	5
Toler,B	20	311	15.6	43	1
Harris,A.J.	19	149	7.8	26	1
Hall,T	16	273	17.1	50	2
Bouknight, J (TB)	15	208	13.9	27t	2
Ross, D (KC)	15	102	6.8	15	0
Curtis, T (DAL)	12	103	8.6	35t	3
Sheldon, D (ATL)	2	13	6.5	10	0
Carter,A	2	9	4.5	5	0
Hippler, W (Nat)	2	3	1.5	2	0
Curtis,K	1	5	5.0	5	0
Malm, C (Nat)	1	34	34.0	34	0
<i>Cologne Total</i>	<i>138</i>	<i>1,664</i>	<i>12.1</i>	<i>50</i>	<i>14</i>
<i>Opponents Total</i>	<i>150</i>	<i>1,656</i>	<i>11.0</i>	<i>58</i>	<i>8</i>

## INTERCEPTIONS

	No	Yds	Avg	Lg	TD
Smith, C (CLE)	3	50	16.7	37	0
Curtis,K	2	62	31.0	62	0
House,K	2	23	11.5	23	0
Franklin, G (SD)	2	19	9.5	18	0
Wishom, J (MIN)	1	34	34.0	34	0
Nnabuiife, A (GB)	1	22	22.0	22	0
Reis, C (NO)	1	21	21.0	21t	1
Saldi, J (DAL)	1	21	21.0	21	0
<i>Cologne Total</i>	<i>13</i>	<i>252</i>	<i>19.4</i>	<i>62</i>	<i>1</i>
<i>Opponents Total</i>	<i>9</i>	<i>143</i>	<i>15.9</i>	<i>81t</i>	<i>1</i>

## PUNTING

	No	Yds	Avg	Net	TB	In	Lg	B
Stelly, J (CHI)	39	1,624	41.6	34.0	2	16	60	1
<i>Cologne Total</i>	<i>39</i>	<i>1,624</i>	<i>41.6</i>	<i>34.0</i>	<i>2</i>	<i>16</i>	<i>60</i>	<i>1</i>
<i>Opponents Total</i>	<i>43</i>	<i>1,778</i>	<i>41.3</i>	<i>35.2</i>	<i>5</i>	<i>12</i>	<i>59</i>	<i>0</i>

## PUNT RETURNS

	No	FC	Yds	Avg	Lg	TD
Sheldon, D (ATL)	9	6	95	10.6	20	0
Hall,T	9	4	68	7.6	19	0
Kobel, C (PHI)	0	0	0	0.0	0	1
<i>Cologne Total</i>	<i>18</i>	<i>10</i>	<i>163</i>	<i>9.1</i>	<i>20</i>	<i>1</i>
<i>Opponents Total</i>	<i>17</i>	<i>6</i>	<i>223</i>	<i>13.1</i>	<i>86t</i>	<i>1</i>

## KICKOFF RETURNS

	No	FC	Yds	Avg	Lg	TD
Harris,A.J.	4	0	104	26.0	30	0
Sheldon, D (ATL)	15	0	376	25.1	38	0
Hall,T	9	0	217	24.1	44	0
Reis, C (NO)	1	0	20	20.0	20	0
Gause,G	1	0	12	12.0	12	0
<i>Cologne Total</i>	<i>30</i>	<i>0</i>	<i>729</i>	<i>24.3</i>	<i>44</i>	<i>0</i>
<i>Opponents Total</i>	<i>38</i>	<i>0</i>	<i>902</i>	<i>23.7</i>	<i>99t</i>	<i>1</i>

## FIELD GOALS

	1-19	20-29	30-39	40-49	50+	Total
Novak, N (CHI)	1-1	3-3	3-7	3-4	0-1	10-16
<i>Cologne Total</i>	<i>1-1</i>	<i>3-3</i>	<i>3-7</i>	<i>3-4</i>	<i>0-1</i>	<i>10-16</i>
<i>Opponents Total</i>	<i>0-0</i>	<i>1-1</i>	<i>2-4</i>	<i>4-7</i>	<i>1-2</i>	<i>8-14</i>

## SCORING

	TD	Ru	Pa	Rt	PAT	2PAT	FG	S	TP
Novak, N (CHI)	0	0	0	23/23	0/0	10/16	0	53	
Blizzard,B	0	5	0	0/0	0/0	0/0	0	30	
Ross, D (KC)	4	0	0	0/0	0/0	0/0	0	24	
Curtis, T (DAL)	0	3	0	0/0	0/0	0/0	0	18	
Harris,A.J.	2	1	0	0/0	0/0	0/0	0	18	
Bouknight, J (TB)	0	2	0	0/0	0/0	0/0	0	12	
Hall,T	0	2	0	0/0	0/0	0/0	0	12	
Meyer,E	1	0	0	0/0	0/0	0/0	0	6	
Toler,B	0	1	0	0/0	0/0	0/0	0	6	
Reis, C (NO)	0	0	1	0/0	0/0	0/0	0	6	
Kobel, C (PHI)	0	0	1	0/0	0/0	0/0	0	6	
<i>Cologne Total</i>	<i>7</i>	<i>14</i>	<i>2</i>	<i>23/23</i>	<i>0/0</i>	<i>10-16</i>	<i>0</i>	<i>191</i>	
<i>Opponents Total</i>	<i>6</i>	<i>8</i>	<i>3</i>	<i>14/15</i>	<i>0/2</i>	<i>8-14</i>	<i>0</i>	<i>141</i>	

## PASSING

	Att	Cmp	Yds	Cmp%	Yds/Att	TD	TD%	Int	Int%	Lg	Sk/Lost	Rating
Meyer,E	171	115	1,384	67.3%	8.09	12	7.0%	6	3.5%	50	21/129	100.6
Porter, Q (HOU)	44	23	280	52.3%	6.36	2	4.5%	3	6.8%	50	4/23	58.9
Ross, D (KC)	1	0	0	0.0%	0.00	0	0.0%	0	0.0%	0	0/0	39.6
<i>Cologne Total</i>	<i>216</i>	<i>138</i>	<i>1,664</i>	<i>63.9%</i>	<i>7.70</i>	<i>14</i>	<i>6.5%</i>	<i>9</i>	<i>4.2%</i>	<i>50</i>	<i>25/152</i>	<i>91.7</i>
<i>Opponents Total</i>	<i>277</i>	<i>150</i>	<i>1,656</i>	<i>54.2%</i>	<i>5.98</i>	<i>8</i>	<i>2.9%</i>	<i>13</i>	<i>4.7%</i>	<i>58</i>	<i>29/219</i>	<i>62.2</i>



# COLOGNE CENTURIANS STATISTICS

2007 Season, Week 9



SACKS	No	Yds
Hall, J (CAR)	11.0	76.0
Vickerson, K (MIA)	3.5	33.5
Gardent, P (Nat)	3.0	5.0
King, T	3.0	19.0
Johnson, T (IND)	2.5	30.5
Boykin, M (NO)	2.5	11.5
Franklin, G (SD)	2.0	17.0
Gause, G	2.0	17.0
Lopez, M (Nat)	1.0	9.0
Kobel, C (PHI)	0.5	0.5
<i>Cologne Total</i>	<i>31.0</i>	<i>219.0</i>
<i>Opponents Total</i>	<i>25.0</i>	<i>152.0</i>

DEFENSE	TT	UT	AT	SACK	PD	FF	SPEC	SPEC	MISC	MISC	BLOCKED KICKS			
							UT	AT	TACK	AT	P	FG	PAT	
Gardent, P (Nat)	69	48	21	3.0	3	0	4	1	0	0	0	0	0	0
Reis, C (NO)	47	39	8	0.0	6	0	4	1	0	0	0	0	0	0
Curtis, K	45	36	9	0.0	10	0	0	0	0	0	0	0	0	0
Smith, C (CLE)	38	31	7	0.0	5	1	2	1	0	0	0	0	0	0
Franklin, G (SD)	32	28	4	2.0	15	1	3	1	0	0	0	0	0	0
House, K	32	24	8	0.0	17	0	3	0	0	0	0	0	0	0
Vickerson, K (MIA)	27	19	8	3.5	2	0	0	0	0	0	0	0	0	0
Hall, J (CAR)	27	18	9	11.0	2	0	0	0	0	0	0	0	0	0
Wishom, J (MIN)	24	22	2	0.0	13	0	2	0	0	0	0	0	0	0
Gause, G	21	15	6	2.0	1	0	2	0	0	0	0	0	0	0
Boykin, M (NO)	20	12	8	2.5	1	0	0	0	0	0	0	0	0	0
Saldi, J (DAL)	15	8	7	0.0	1	0	2	0	0	0	0	0	0	0
King, T	14	12	2	3.0	1	0	0	0	0	0	0	0	0	0
Johnson, T (IND)	13	9	4	2.5	0	2	0	0	0	0	0	0	0	0
Lopez, M (Nat)	9	6	3	1.0	0	0	1	0	0	0	0	0	0	0
Patterson, M	8	5	3	0.0	0	0	4	1	0	0	1	0	0	0
Nnabuike, A (GB)	7	4	3	0.0	3	1	3	0	0	0	0	0	0	0
Kobel, C (PHI)	6	3	3	0.5	3	0	2	0	0	0	0	0	0	0
Team,	6	6	0	0.0	0	0	1	0	2	0	0	0	0	0
Holt, C	5	5	0	0.0	3	0	0	0	0	0	0	0	0	0
Schober, D (Nat)	2	2	0	0.0	0	0	7	5	0	0	0	0	0	0
Cantu, O (Nat)	2	1	1	0.0	1	0	6	1	0	0	0	0	0	0
Sheldon, D (ATL)	1	1	0	0.0	0	0	0	0	0	0	0	0	0	0
Hall, T	1	0	1	0.0	0	0	1	0	0	0	0	0	0	0
Rantanen, J (Nat)	1	1	0	0.0	0	0	0	0	0	0	0	0	0	0
Harris, A.J.	1	1	0	0.0	0	0	0	0	0	0	0	0	0	0
Stelly, J (CHI)	0	0	0	0.0	0	0	2	0	0	0	0	0	0	0
Toler, B	0	0	0	0.0	0	0	1	0	3	0	0	0	0	0
Bouknight, J (TB)	0	0	0	0.0	0	0	1	0	1	0	0	0	0	0
Ross, D (KC)	0	0	0	0.0	0	0	0	0	1	0	0	0	0	0
Eslinger, G (DEN)	0	0	0	0.0	0	0	0	0	0	1	0	0	0	0
Reuber, A (CIN)	0	0	0	0.0	0	1	0	0	1	0	0	0	0	0
Dela Garza, A	0	0	0	0.0	0	0	0	0	2	0	0	0	0	0
Douglas, C (TEN)	0	0	0	0.0	0	0	0	0	1	0	0	0	0	0
Alston, J	0	0	0	0.0	0	0	0	0	1	0	0	0	0	0
Curtis, T (DAL)	0	0	0	0.0	0	0	2	0	0	0	0	0	0	0
<i>Cologne Total</i>	<i>473</i>	<i>356</i>	<i>117</i>	<i>31.0</i>	<i>87</i>	<i>6</i>	<i>53</i>	<i>11</i>	<i>12</i>	<i>1</i>	<i>1</i>	<i>0</i>	<i>0</i>	<i>0</i>
<i>Opponent Total</i>	<i>590</i>	<i>455</i>	<i>135</i>	<i>25.0</i>	<i>43</i>	<i>11</i>	<i>47</i>	<i>12</i>	<i>13</i>	<i>0</i>	<i>1</i>	<i>0</i>	<i>0</i>	<i>0</i>



# FRANKFURT GALAXY STATISTICS

2007 Season, Week 9



## WON 6, LOST 3

Apr 14	W	30-14	Amsterdam	38,125
Apr 21	W	18-13	@ Cologne	16,422
Apr 28	W	20-17	Hamburg	29,091
May 6	L	17-19	@ Amsterdam	10,788
May 12	L	24-27	@ Rhein	27,349
May 20	W	35-7	Berlin	30,125
May 26	W	23-10	Rhein	32,789
Jun 2	W	25-22	@ Berlin	11,882
Jun 9	L	31-36	@ Hamburg	30,528
<i>Total Attendance</i>				<i>227,099</i>

## RUSHING

	No	Yds	Avg	Lg	TD
Anthony,C	51	244	4.8	23t	3
Edwards,S	61	220	3.6	21	1
Sherrell, A (DET)	34	179	5.3	21	0
O'Sullivan, J.T. (CHI)	30	105	3.5	13	2
Birmingham, D (NYG)	27	93	3.4	12	0
Laskowski,C	1	62	62.0	62t	1
Niklos,J.R.	10	37	3.7	7	0
Middleton,B	2	30	15.0	21	0
Eakin, K (BUF)	3	-3	-1.0	0	0
<i>Frankfurt Total</i>	<i>219</i>	<i>967</i>	<i>4.4</i>	<i>62t</i>	<i>7</i>
<i>Opponents Total</i>	<i>235</i>	<i>794</i>	<i>3.4</i>	<i>26</i>	<i>9</i>

## TEAM STATISTICS

	Frankfurt	Opponents				
TOTAL FIRST DOWNS	176	166				
Rushing	54	51				
Passing	106	98				
Penalty	16	17				
3rd Down: Made/Att	43/104	50/114				
3rd Down Pct.	41.3%	43.9%				
4th Down: Made/Att	2/4	2/7				
4th Down Pct.	50.0%	28.6%				
POSSESSION AVG.	29:16	30:44				
TOTAL NET YARDS	3,183	2,671				
Avg. Per Game	353.7	296.8				
Total Plays	526	296				
Avg. Per Play	6.1	9.0				
NET YARDS RUSHING	967	794				
Avg. Per Game	107.4	88.2				
Total Rushes	219	235				
NET YARDS PASSING	2,216	1,877				
Avg. Per Game	246.2	208.6				
Sacked/Yards Lost	14/134	19/105				
Gross Yards	2,350	1,982				
Att/Completions	293/189	277/154				
Completion Pct.	64.5%	55.6%				
Had Intercepted	9	15				
PUNTS/AVERAGE	26/42.0	35/42.5				
Net Punting Average	33.4	33.5				
PENALTIES/YARDS	69/599	73/614				
FUMBLES/BALL LOST	11/7	11/8				
TOUCHDOWNS	26	20				
Rushing	7	9				
Passing	17	9				
Returns	2	2				
<b>SCORE BY PERIODS</b>	1	2	3	4	OT	Total
Frankfurt	62	48	54	59	0	223
Opponents	45	53	24	43	0	165

## RECEIVING

	No	Yds	Avg	Lg	TD
Middleton,B	44	532	12.1	44	3
Petrowski, J (TEN)	26	347	13.3	42	4
Ortiz,R	24	238	9.9	26t	2
Huggins,F	18	302	16.8	52	2
Jamison, J (PHI)	15	211	14.1	30	1
Birmingham, D (NYG)	13	93	7.2	18	0
Jones,D	9	79	8.8	21	1
Hosack,A	9	289	32.1	65t	4
Sherrell, A (DET)	8	62	7.8	16	0
Edwards,S	8	95	11.9	30	0
Niklos,J.R.	7	39	5.6	10	0
Anthony,C	4	20	5.0	7	0
Woods,R	2	12	6.0	8	0
Cottrell, T.J (SD)	2	24	12.0	15	0
<i>Frankfurt Total</i>	<i>189</i>	<i>2,343</i>	<i>12.4</i>	<i>65t</i>	<i>17</i>
<i>Opponents Total</i>	<i>154</i>	<i>1,982</i>	<i>12.9</i>	<i>62</i>	<i>9</i>

## INTERCEPTIONS

	No	Yds	Avg	Lg	TD
Mitchell, S (MIA)	2	81	40.5	81t	1
Williams,D	2	65	32.5	33	0
Kwaku,E	2	33	16.5	30	0
Alford,B	2	33	16.5	33	0
Rockett,R	1	5	5.0	5	0
Woodfin,Z	1	5	5.0	5	0
Laskowski,C	1	3	3.0	3	0
Sinclair,M	1	2	2.0	2	0
Greene, L (Nat)	1	0	0.0	0	0
Reid, N (KC)	1	0	0.0	0	0
Fitch, Z (NYJ)	1	0	0.0	0	0
<i>Frankfurt Total</i>	<i>15</i>	<i>227</i>	<i>15.1</i>	<i>81t</i>	<i>1</i>
<i>Opponents Total</i>	<i>9</i>	<i>177</i>	<i>19.7</i>	<i>65t</i>	<i>2</i>

## PUNTING

	No	Yds	Avg	Net	TB	In	Lg	B
Basler, K (CLE)	26	1,091	42.0	33.4	2	7	55	2
<i>Frankfurt Total</i>	<i>26</i>	<i>1,091</i>	<i>42.0</i>	<i>33.4</i>	<i>2</i>	<i>7</i>	<i>55</i>	<i>2</i>
<i>Opponents Total</i>	<i>35</i>	<i>1,489</i>	<i>42.5</i>	<i>33.5</i>	<i>3</i>	<i>8</i>	<i>56</i>	<i>0</i>

## PUNT RETURNS

	No	FC	Yds	Avg	Lg	TD
Ortiz,R	2	0	37	18.5	22	0
Middleton,B	16	2	193	12.1	71t	1
Birmingham, D (NYG)	4	2	27	6.8	10	0
<i>Frankfurt Total</i>	<i>22</i>	<i>4</i>	<i>257</i>	<i>11.7</i>	<i>71t</i>	<i>1</i>
<i>Opponents Total</i>	<i>15</i>	<i>5</i>	<i>117</i>	<i>7.8</i>	<i>23</i>	<i>0</i>

## KICKOFF RETURNS

	No	FC	Yds	Avg	Lg	TD
Ortiz,R	1	0	28	28.0	28	0
Sherrell, A (DET)	1	0	23	23.0	23	0
Middleton,B	6	0	137	22.8	36	0
Jones,D	1	0	19	19.0	19	0
Jamison, J (PHI)	11	0	202	18.4	26	0
Birmingham, D (NYG)	8	0	143	17.9	26	0
Woods,R	1	0	16	16.0	16	0
Huggins,F	3	0	46	15.3	20	0
<i>Frankfurt Total</i>	<i>36</i>	<i>0</i>	<i>707</i>	<i>19.6</i>	<i>36</i>	<i>0</i>
<i>Opponents Total</i>	<i>41</i>	<i>1</i>	<i>935</i>	<i>22.8</i>	<i>79</i>	<i>0</i>

## FIELD GOALS

	1-19	20-29	30-39	40-49	50+	Total
Lloyd,R	0-0	5-5	5-6	2-6	1-2	13-19
<i>Frankfurt Total</i>	<i>0-0</i>	<i>5-5</i>	<i>5-6</i>	<i>2-6</i>	<i>1-2</i>	<i>13-19</i>
<i>Opponents Total</i>	<i>0-0</i>	<i>3-3</i>	<i>4-4</i>	<i>1-2</i>	<i>0-2</i>	<i>8-11</i>

## SCORING

	TD	Ru	Pa	Rt	PAT	2PAT	FG	S	TP
Lloyd,R	0	0	0	0	25/25	0/0	13/19	0	65
Middleton,B	0	3	1	0	0/0	0/0	0/0	0	24
Petrowski, J (TEN)	0	4	0	0	0/0	0/0	0/0	0	24
Hosack,A	0	4	0	0	0/0	0/0	0/0	0	24
Anthony,C	3	0	0	0	0/0	0/0	0/0	0	18
O'Sullivan, J.T. (CHI)	2	0	0	0	0/0	1/1	0/0	0	14
Huggins,F	0	2	0	0	0/0	0/0	0/0	0	12
Ortiz,R	0	2	0	0	0/0	0/0	0/0	0	12
Jamison, J (PHI)	0	1	0	0	0/0	0/0	0/0	0	6
Mitchell, S (MIA)	0	0	1	0	0/0	0/0	0/0	0	6
Laskowski,C	1	0	0	0	0/0	0/0	0/0	0	6
Jones,D	0	1	0	0	0/0	0/0	0/0	0	6
Edwards,S	1	0	0	0	0/0	0/0	0/0	0	6
<i>Frankfurt Total</i>	<i>7</i>	<i>17</i>	<i>2</i>	<i>25/25</i>	<i>1/1</i>	<i>13-19</i>	<i>0</i>	<i>223</i>	
<i>Opponents Total</i>	<i>9</i>	<i>9</i>	<i>2</i>	<i>15/18</i>	<i>2/2</i>	<i>8-11</i>	<i>1</i>	<i>165</i>	



# FRANKFURT GALAXY STATISTICS

2007 Season, Week 9



PASSING	Att	Cmp	Yds	Cmp%	Yds/Att	TD	TD%	Int	Int%	Lg	Sk/Lost	Rating
O'Sullivan, J.T. (CHI)	235	160	1,997	68.1%	8.50	15	6.4%	7	3.0%	65t	12/115	103.1
Eakin, K (BUF)	58	29	353	50.0%	6.09	2	3.4%	2	3.4%	60t	2/19	66.2
<i>Frankfurt Total</i>	<i>293</i>	<i>189</i>	<i>2,350</i>	<i>64.5%</i>	<i>8.02</i>	<i>17</i>	<i>5.8%</i>	<i>9</i>	<i>3.1%</i>	<i>65t</i>	<i>14/134</i>	<i>95.8</i>
<i>Opponents Total</i>	<i>277</i>	<i>154</i>	<i>1,982</i>	<i>55.6%</i>	<i>7.16</i>	<i>9</i>	<i>3.2%</i>	<i>15</i>	<i>5.4%</i>	<i>62</i>	<i>19/105</i>	<i>66.5</i>

SACKS	No	Yds
Syptak, J (KC)	4.5	16.0
Winkler, U (Nat)	3.5	18.0
Reid, N (KC)	3.0	22.0
Fifita, S (MIA)	2.5	21.5
Sinclair,M	2.0	17.0
Ayodele, R (DAL)	1.0	6.0
Brown,J	1.0	3.0
King, K (BAL)	1.0	0.0
Landrom, J (JAX)	0.5	1.5
<i>Frankfurt Total</i>	<i>19.0</i>	<i>105.0</i>
<i>Opponents Total</i>	<i>14.0</i>	<i>134.0</i>

DEFENSE	TT	UT	AT	SACK	PD	FF	SPEC	SPEC	MISC	MISC	BLOCKED KICKS		
							UT	AT	TACK	AT	P	FG	PAT
Sinclair,M	55	41	14	2.0	4	1	2	0	0	0	0	0	0
Reid, N (KC)	50	47	3	3.0	3	1	5	1	0	0	0	0	0
Landrom, J (JAX)	36	29	7	0.5	2	0	3	2	0	0	0	0	0
Syptak, J (KC)	28	26	2	4.5	1	2	1	0	0	0	0	0	0
Mitchell, S (MIA)	27	25	2	0.0	9	0	0	0	0	0	0	0	0
Williams,D	27	20	7	0.0	3	0	4	1	0	0	0	0	0
Fifita, S (MIA)	23	20	3	2.5	0	0	0	0	0	0	0	0	0
Alford,B	22	19	3	0.0	8	0	0	0	0	0	0	0	0
Kwaku,E	21	18	3	0.0	5	0	6	1	0	0	0	0	0
Brown,J	21	16	5	1.0	3	1	0	0	0	0	0	0	0
Fitch, Z (NYJ)	20	17	3	0.0	5	0	0	0	0	0	0	0	0
Killion,K	19	12	7	0.0	2	0	2	0	0	0	0	0	0
Laskowski,C	18	11	7	0.0	2	1	7	0	0	0	0	0	0
Winkler, U (Nat)	18	16	2	3.5	1	0	0	0	0	0	0	0	0
Woodfin,Z	18	15	3	0.0	2	0	4	0	0	0	0	0	0
Rockett,R	17	16	1	0.0	3	0	0	0	0	0	0	0	0
Ayodele, R (DAL)	13	11	2	1.0	1	0	0	0	0	0	0	0	0
King, K (BAL)	6	5	1	1.0	0	0	0	0	0	0	0	0	0
Benetka, D (Nat)	5	5	0	0.0	0	0	1	0	0	0	0	0	0
Greene, L (Nat)	3	3	0	0.0	1	0	1	0	0	0	0	0	0
Cottrell, J (BAL)	2	1	1	0.0	0	0	1	0	0	0	0	0	0
Sims,D	1	1	0	0.0	0	0	1	1	0	0	0	0	0
O'Sullivan, J.T. (CHI)	0	0	0	0.0	0	0	0	0	1	0	0	0	0
Lloyd,R	0	0	0	0.0	0	0	2	0	0	0	0	0	0
Huggins,F	0	0	0	0.0	0	0	0	0	1	0	0	0	0
Jamison, J (PHI)	0	0	0	0.0	0	0	6	1	0	0	0	0	0
Niklos,J.R.	0	0	0	0.0	0	0	1	0	0	0	0	0	0
Missant,C	0	0	0	0.0	0	0	0	0	1	0	0	0	0
Ortiz,R	0	0	0	0.0	0	0	1	1	2	0	0	0	0
Middleton,B	0	0	0	0.0	0	0	1	0	1	0	0	0	0
Anthony,C	0	0	0	0.0	0	0	2	1	2	0	0	0	0
Opoku,B	0	0	0	0.0	0	0	2	1	0	0	0	0	0
Cottrell, T.J (SD)	0	0	0	0.0	0	0	1	0	1	0	0	0	0
<i>Frankfurt Total</i>	<i>453</i>	<i>377</i>	<i>76</i>	<i>19.0</i>	<i>55</i>	<i>6</i>	<i>55</i>	<i>10</i>	<i>10</i>	<i>0</i>	<i>0</i>	<i>0</i>	<i>0</i>
<i>Opponent Total</i>	<i>460</i>	<i>377</i>	<i>83</i>	<i>14.0</i>	<i>47</i>	<i>8</i>	<i>52</i>	<i>4</i>	<i>15</i>	<i>0</i>	<i>1</i>	<i>0</i>	<i>0</i>



# HAMBURG SEA DEVILS STATISTICS

2007 Season, Week 9



## WON 6, LOST 3

Apr 14	L	18-24	Cologne	20,887
Apr 22	W	16-7	@ Berlin	30,657
Apr 28	L	17-20	@ Frankfurt	29,091
May 6	W	34-9	Rhein	19,347
May 12	W	24-17	Amsterdam	15,271
May 18	L	31-41	@ Amsterdam	9,384
May 26	W	17-7	Berlin	18,337
Jun 2	W	21-7	@ Cologne	10,221
Jun 9	W	36-31	Frankfurt	30,528
<i>Total Attendance</i>				<i>183,723</i>

## RUSHING

	No	Yds	Avg	Lg	TD
Griffin,Q	77	358	4.6	30	0
Hollings,T	66	229	3.5	40	4
Allen, J (Nat)	43	113	2.6	12	2
Rutherford,R	10	67	6.7	15	0
Bramlet, C (WAS)	22	29	1.3	14	1
Jenkins,J	1	12	12.0	12	0
Maxwell, M (SF)	1	10	10.0	10	0
McGann, M (IND)	2	-4	-2.0	0	0
<i>Hamburg Total</i>	<i>222</i>	<i>814</i>	<i>3.7</i>	<i>40</i>	<i>7</i>
<i>Opponents Total</i>	<i>258</i>	<i>1,029</i>	<i>4.0</i>	<i>54t</i>	<i>9</i>

## TEAM STATISTICS

	Hamburg	Opponents				
<b>TOTAL FIRST DOWNS</b>	151	159				
Rushing	46	50				
Passing	93	97				
Penalty	12	12				
3rd Down: Made/Att	40/102	61/126				
3rd Down Pct.	39.2%	48.4%				
4th Down: Made/Att	3/6	3/8				
4th Down Pct.	50.0%	37.5%				
<b>POSSESSION AVG.</b>	29:36	30:25				
<b>TOTAL NET YARDS</b>	2,653	2,814				
Avg. Per Game	294.8	312.7				
Total Plays	484	307				
Avg. Per Play	5.5	9.2				
<b>NET YARDS RUSHING</b>	814	1,029				
Avg. Per Game	90.4	114.3				
Total Rushes	222	258				
<b>NET YARDS PASSING</b>	1,839	1,785				
Avg. Per Game	204.3	198.3				
Sacked/Yards Lost	18/86	23/144				
Gross Yards	1,925	1,929				
Att/Completions	244/144	284/174				
Completion Pct.	59.0%	61.3%				
Had Intercepted	8	9				
<b>PUNTS/AVERAGE</b>	36/41.0	37/40.3				
Net Punting Average	34.7	36.1				
<b>PENALTIES/YARDS</b>	58/471	77/621				
<b>FUMBLES/BALL LOST</b>	10/3	11/6				
<b>TOUCHDOWNS</b>	25	20				
Rushing	7	9				
Passing	15	11				
Returns	3	0				
<b>SCORE BY PERIODS</b>	1	2	3	4	OT	Total
Hamburg	37	57	46	74	0	214
Opponents	31	51	40	41	0	163

## RECEIVING

	No	Yds	Avg	Lg	TD
Jenkins,J	28	435	15.5	45	2
Maxwell, M (SF)	27	459	17.0	51	7
McCready, S (Nat)	20	242	12.1	55t	2
Davis,J	19	263	13.8	75t	1
Johnson, T (DEN)	19	231	12.2	33	2
Pinkard,M	13	134	10.3	33	0
Hollings,T	7	87	12.4	39	0
Griffin,Q	5	22	4.4	10	0
Parson, R (OAK)	2	9	4.5	10	0
Allen, J (Nat)	2	29	14.5	20	0
Wong, J (Nat)	1	11	11.0	11	0
Washburn,C	1	3	3.0	3t	1
<i>Hamburg Total</i>	<i>144</i>	<i>1,925</i>	<i>13.4</i>	<i>75t</i>	<i>15</i>
<i>Opponents Total</i>	<i>174</i>	<i>1,922</i>	<i>11.0</i>	<i>65t</i>	<i>11</i>

## INTERCEPTIONS

	No	Yds	Avg	Lg	TD
Grimes, B (ATL)	2	54	27.0	35t	1
Mayer,S	2	17	8.5	15	0
Hardmon,B	1	34	34.0	34t	1
Wyatt, J (ARI)	1	25	25.0	25	0
Hori, R (Nat)	1	8	8.0	8	0
Robertson, B (NYG)	1	1	1.0	1	0
Walker, J (HOU)	1	0	0.0	0	0
<i>Hamburg Total</i>	<i>9</i>	<i>139</i>	<i>15.4</i>	<i>35t</i>	<i>2</i>
<i>Opponents Total</i>	<i>8</i>	<i>153</i>	<i>19.1</i>	<i>39</i>	<i>0</i>

## PUNTING

	No	Yds	Avg	Net	TB	In	Lg	B
Anderson, A (ATL)	36	1,475	41.0	34.7	6	13	60	0
<i>Hamburg Total</i>	<i>36</i>	<i>1,475</i>	<i>41.0</i>	<i>34.7</i>	<i>6</i>	<i>13</i>	<i>60</i>	<i>0</i>
<i>Opponents Total</i>	<i>37</i>	<i>1,490</i>	<i>40.3</i>	<i>36.1</i>	<i>1</i>	<i>13</i>	<i>60</i>	<i>1</i>

## PUNT RETURNS

	No	FC	Yds	Avg	Lg	TD
Hollings,T	1	0	8	8.0	8	0
Davis,J	4	0	25	6.3	18	0
Parson, R (OAK)	16	3	67	4.2	16	0
Wyatt, J (ARI)	0	1	0	0.0	0	0
<i>Hamburg Total</i>	<i>21</i>	<i>4</i>	<i>100</i>	<i>4.8</i>	<i>18</i>	<i>0</i>
<i>Opponents Total</i>	<i>10</i>	<i>10</i>	<i>106</i>	<i>10.6</i>	<i>22</i>	<i>0</i>

## KICKOFF RETURNS

	No	FC	Yds	Avg	Lg	TD
Griffin,Q	9	0	332	36.9	79	0
Allen, J (Nat)	2	0	57	28.5	45	0
Parson, R (OAK)	17	0	379	22.3	55	0
Davis,J	4	0	86	21.5	30	0
Hollings,T	1	0	15	15.0	15	0
Johnson, T (DEN)	2	0	0	0.0	0	0
<i>Hamburg Total</i>	<i>36</i>	<i>0</i>	<i>877</i>	<i>24.4</i>	<i>79</i>	<i>0</i>
<i>Opponents Total</i>	<i>44</i>	<i>0</i>	<i>1,020</i>	<i>23.2</i>	<i>49</i>	<i>0</i>

## FIELD GOALS

	1-19	20-29	30-39	40-49	50+	Total
Andrus, S (IND)	0-0	4-4	5-6	4-4	0-2	13-16
<i>Hamburg Total</i>	<i>0-0</i>	<i>4-4</i>	<i>5-6</i>	<i>4-4</i>	<i>0-2</i>	<i>13-16</i>
<i>Opponents Total</i>	<i>0-0</i>	<i>4-4</i>	<i>2-3</i>	<i>1-3</i>	<i>1-3</i>	<i>8-13</i>

## SCORING

	TD	Ru	Pa	Rt	PAT	2PAT	FG	S	TP
Andrus, S (IND)	0	0	0	21/22	0/0	13/16	0	60	
Maxwell, M (SF)	0	7	0	0/0	0/0	0/0	0	42	
Hollings,T	4	0	0	0/0	0/0	0/0	0	24	
Jenkins,J	0	2	0	0/0	0/0	0/0	0	12	
Allen, J (Nat)	2	0	0	0/0	0/0	0/0	0	12	
Johnson, T (DEN)	0	2	0	0/0	0/0	0/0	0	12	
McCready, S (Nat)	0	2	0	0/0	0/0	0/0	0	12	
Grimes, B (ATL)	0	0	2	0/0	0/0	0/0	0	12	
Bramlet, C (WAS)	1	0	0	0/0	1/3	0/0	0	8	
Hardmon,B	0	0	1	0/0	0/0	0/0	0	6	
Washburn,C	0	1	0	0/0	0/0	0/0	0	6	
Davis,J	0	1	0	0/0	0/0	0/0	0	6	
Team,	0	0	0	0/0	0/0	0/0	1	2	
<i>Hamburg Total</i>	<i>7</i>	<i>15</i>	<i>3</i>	<i>21/22</i>	<i>1/3</i>	<i>13-16</i>	<i>1</i>	<i>214</i>	
<i>Opponents Total</i>	<i>9</i>	<i>11</i>	<i>0</i>	<i>18/20</i>	<i>0/0</i>	<i>8-13</i>	<i>0</i>	<i>163</i>	

## PASSING

	Att	Cmp	Yds	Cmp%	Yds/Att	TD	TD%	Int	Int%	Lg	Sk/Lost	Rating
Bramlet, C (WAS)	220	133	1,810	60.5%	8.23	15	6.8%	5	2.3%	75t	14/73	100.0
Rutherford,R	18	8	100	44.4%	5.56	0	0.0%	3	16.7%	33	4/13	22.7
McGann, M (IND)	6	3	15	50.0%	2.50	0	0.0%	0	0.0%	10	0/0	56.3
<i>Hamburg Total</i>	<i>244</i>	<i>144</i>	<i>1,925</i>	<i>59.0%</i>	<i>7.89</i>	<i>15</i>	<i>6.1%</i>	<i>8</i>	<i>3.3%</i>	<i>75t</i>	<i>18/86</i>	<i>91.0</i>
<i>Opponents Total</i>	<i>284</i>	<i>174</i>	<i>1,929</i>	<i>61.3%</i>	<i>6.79</i>	<i>11</i>	<i>3.9%</i>	<i>9</i>	<i>3.2%</i>	<i>65t</i>	<i>23/144</i>	<i>81.1</i>



# HAMBURG SEA DEVILS STATISTICS

2007 Season, Week 9



SACKS	No	Yds
Kurpeikis,J	4.5	30.5
Ishola, B (Nat)	4.0	35.0
Smith,T	4.0	25.0
Gibson,G	3.5	22.5
Wyatt, J (ARI)	1.0	6.0
Hardmon,B	1.0	6.0
Hurtado, J (Nat)	1.0	5.0
Robertson, B (NYG)	1.0	3.0
Williams,S	1.0	2.0
Bray, T (HOU)	1.0	1.0
Sandidge, T (STL)	0.5	4.0
Washburn,C	0.5	4.0
<i>Hamburg Total</i>	<i>23.0</i>	<i>144.0</i>
<i>Opponents Total</i>	<i>18.0</i>	<i>86.0</i>

DEFENSE	TT	UT	AT	SACK	PD	FF	SPEC	SPEC	MISC	MISC	BLOCKED KICKS			
							UT	AT	TACK	AT	P	FG	PAT	
Mayer,S	63	54	9	0.0	7	0	5	0	0	0	0	0	0	0
Robertson, B (NYG)	32	24	8	1.0	2	0	0	0	0	0	0	0	0	0
Kurpeikis,J	31	27	4	4.5	4	2	2	0	0	0	0	0	0	1
Hardmon,B	29	23	6	1.0	4	0	1	0	0	0	0	0	0	0
Wyatt, J (ARI)	28	24	4	1.0	4	0	3	0	0	0	0	0	0	0
Harden,M	27	26	1	0.0	5	0	1	1	0	0	0	0	0	0
Walker, J (HOU)	25	18	7	0.0	7	0	1	1	0	0	0	0	0	0
Bray, T (HOU)	25	20	5	1.0	0	0	4	0	0	0	0	0	0	0
Smith,T	24	21	3	4.0	4	1	0	0	0	0	0	0	0	0
Reid, L (DEN)	22	18	4	0.0	2	0	6	0	0	0	0	0	0	0
Grimes, B (ATL)	22	21	1	0.0	4	0	0	0	0	0	0	0	0	0
Hurtado, J (Nat)	20	18	2	1.0	1	0	4	1	0	0	0	0	0	0
Gibson,G	19	17	2	3.5	0	0	0	0	0	0	0	0	0	0
Ishola, B (Nat)	19	19	0	4.0	1	1	3	0	0	0	0	0	0	0
Hori, R (Nat)	16	14	2	0.0	2	0	3	2	0	0	0	0	0	0
Durde, A (Nat)	16	11	5	0.0	1	0	1	1	0	0	0	0	0	0
Sandidge, T (STL)	16	12	4	0.5	3	1	0	0	0	0	0	0	0	0
Hargrave, J (DET)	11	7	4	0.0	0	0	2	0	0	0	0	0	0	0
Kern,K	9	7	2	0.0	0	1	4	0	0	0	0	0	0	0
Verdon, J (CIN)	8	5	3	0.0	0	1	0	0	0	0	0	0	0	0
Team,	7	7	0	0.0	0	1	0	0	1	0	0	0	0	0
Williams,S	6	6	0	1.0	0	1	0	0	0	0	0	0	0	0
Washburn,C	2	1	1	0.5	0	0	0	0	0	0	0	0	0	0
Adibi, N (TEN)	2	0	2	0.0	0	0	0	0	0	0	0	0	0	0
Hollings,T	1	1	0	0.0	0	0	1	0	0	0	1	0	0	0
Andrus, S (IND)	0	0	0	0.0	0	0	1	0	0	0	0	0	0	0
Bramlet, C (WAS)	0	0	0	0.0	0	0	0	0	1	0	0	0	0	0
Rutherford,R	0	0	0	0.0	0	0	0	0	1	0	0	0	0	0
Maxwell, M (SF)	0	0	0	0.0	0	0	1	0	2	0	0	0	0	0
Allen, J (Nat)	0	0	0	0.0	0	0	0	0	1	0	0	0	0	0
Durham,R	0	0	0	0.0	0	0	1	0	0	0	0	0	0	0
Brisiel, M (HOU)	0	0	0	0.0	1	0	0	0	0	0	0	0	0	0
Parquet, J (STL)	0	0	0	0.0	0	0	0	0	1	0	0	0	0	0
Blomvall, C (Nat)	0	0	0	0.0	0	0	0	0	1	0	0	0	0	0
Davis,J	0	0	0	0.0	0	0	0	0	1	0	0	0	0	0
Johnson, T (DEN)	0	0	0	0.0	0	0	0	0	1	0	0	0	0	0
Pinkard,M	0	0	0	0.0	0	0	0	0	1	0	0	0	0	0
Rice,J	0	0	0	0.0	2	0	1	0	0	0	0	0	0	0
<i>Hamburg Total</i>	<i>484</i>	<i>403</i>	<i>81</i>	<i>23.0</i>	<i>54</i>	<i>9</i>	<i>46</i>	<i>6</i>	<i>11</i>	<i>0</i>	<i>1</i>	<i>0</i>	<i>1</i>	<i>0</i>
<i>Opponent Total</i>	<i>435</i>	<i>353</i>	<i>82</i>	<i>18.0</i>	<i>57</i>	<i>6</i>	<i>50</i>	<i>6</i>	<i>12</i>	<i>0</i>	<i>0</i>	<i>0</i>	<i>0</i>	<i>0</i>



# RHEIN FIRE STATISTICS

2007 Season, Week 9



## WON 4, LOST 5

Apr 14	L	3-15	Berlin	30,355
Apr 20	W	16-10	@ Amsterdam	14,611
Apr 28	L	6-14	Cologne	21,347
May 6	L	9-34	@ Hamburg	19,347
May 12	W	27-24	Frankfurt	27,349
May 19	L	17-20	@ Cologne	22,154
May 26	L	10-23	@ Frankfurt	32,789
Jun 3	W	41-38	Amsterdam	20,355
Jun 8	W	24-17	@ Berlin	12,114
<i>Total Attendance</i>				<i>200,421</i>

## TEAM STATISTICS

	Rhein	Opponents				
TOTAL FIRST DOWNS	141	164				
Rushing	40	57				
Passing	85	93				
Penalty	16	14				
3rd Down: Made/Att	47/119	43/116				
3rd Down Pct.	39.5%	37.1%				
4th Down: Made/Att	5/11	3/7				
4th Down Pct.	45.5%	42.9%				
POSSESSION AVG.	29:51	30:09				
TOTAL NET YARDS	2,155	2,748				
Avg. Per Game	239.4	305.3				
Total Plays	528	309				
Avg. Per Play	4.1	8.9				
NET YARDS RUSHING	655	1,072				
Avg. Per Game	72.8	119.1				
Total Rushes	225	237				
NET YARDS PASSING	1,500	1,676				
Avg. Per Game	166.7	186.2				
Sacked/Yards Lost	25/199	20/157				
Gross Yards	1,699	1,833				
Att/Completions	278/164	289/173				
Completion Pct.	59.0%	59.9%				
Had Intercepted	8	10				
PUNTS/AVERAGE	41/42.7	36/41.0				
Net Punting Average	37.1	34.3				
PENALTIES/YARDS	62/507	59/492				
FUMBLES/BALL LOST	21/13	12/7				
TOUCHDOWNS	17	20				
Rushing	6	9				
Passing	7	9				
Returns	4	2				
SCORE BY PERIODS	1	2	3	4	OT	Total
Rhein	44	46	37	26	0	153
Opponents	41	54	45	55	0	195

## SCORING

	TD	Ru	Pa	Rt	PAT	2PAT	FG	S	TP
Brubaker,M	0	0	0	0	14/15	0/0	5/6	0	29
Hughes, C (PIT)	0	0	0	0	1/1	0/0	7/7	0	22
Sam, P.K. (MIA)	0	3	0	0	0/0	0/0	0/0	0	18
Henderson, T (ATL)	3	0	0	0	0/0	0/0	0/0	0	18
Franklin,M	2	0	0	0	0/0	0/0	0/0	0	12
Mulcahy, S (CIN)	0	2	0	0	0/0	0/0	0/0	0	12
Enzor,J	0	0	2	0	0/0	0/0	0/0	0	12
Anthony,C	1	1	0	0	0/0	0/0	0/0	0	12
Pace,A	0	0	1	0	0/0	0/0	0/0	0	6
Hendricks, C (TB)	0	0	1	0	0/0	0/0	0/0	0	6
Allen, M (Nat)	0	1	0	0	0/0	0/0	0/0	0	6
Baugher, D (NE)	0	0	0	0	0/1	0/0	0/0	0	0
<i>Rhein Total</i>	<i>6</i>	<i>7</i>	<i>4</i>	<i>15/17</i>	<i>0/0</i>	<i>12-13</i>	<i>0</i>	<i>153</i>	
<i>Opponents Total</i>	<i>9</i>	<i>9</i>	<i>3</i>	<i>20/20</i>	<i>1/1</i>	<i>15-20</i>	<i>0</i>	<i>195</i>	

## RUSHING

	No	Yds	Avg	Lg	TD
Henderson, T (ATL)	51	144	2.8	19	3
Anthony,C	30	134	4.5	11	1
Franklin,M	53	133	2.5	16	2
Pickett,C	29	105	3.6	21	0
Riggs, G (CHI)	40	95	2.4	16	0
Hughes, C (PIT)	1	20	20.0	20	0
Dixon,J	5	20	4.0	7	0
Washington, JD (STL)	5	5	1.0	4	0
Williams, L (OAK)	3	0	0.0	8	0
Elliott, B (SD)	8	-1	-0.1	5	0
<i>Rhein Total</i>	<i>225</i>	<i>655</i>	<i>2.9</i>	<i>21</i>	<i>6</i>
<i>Opponents Total</i>	<i>237</i>	<i>1,072</i>	<i>4.5</i>	<i>62t</i>	<i>9</i>

## RECEIVING

	No	Yds	Avg	Lg	TD
Sam, P.K. (MIA)	32	529	16.5	46	3
Franklin,M	23	166	7.2	38	0
Allen, M (Nat)	20	222	11.1	24	1
Mulcahy, S (CIN)	15	137	9.1	22	2
Jensen,E	12	103	8.6	12	0
Williams, L (OAK)	11	154	14.0	24	0
Outlaw, J.J. (PHI)	10	110	11.0	19	0
Henderson, T (ATL)	9	27	3.0	8	0
Bonner, C (WAS)	8	48	6.0	13	0
Anthony,C	8	94	11.8	45t	1
Luoto, I (Nat)	5	39	7.8	13	0
Riggs, G (CHI)	4	20	5.0	7	0
Dixon,J	3	19	6.3	13	0
Ogawa, M (Nat)	3	21	7.0	14	0
Peterson, D (BUF)	1	10	10.0	10	0
<i>Rhein Total</i>	<i>164</i>	<i>1,699</i>	<i>10.4</i>	<i>46</i>	<i>7</i>
<i>Opponents Total</i>	<i>173</i>	<i>1,833</i>	<i>10.6</i>	<i>44</i>	<i>9</i>

## INTERCEPTIONS

	No	Yds	Avg	Lg	TD
Pace,A	2	79	39.5	60t	1
Enzor,J	2	72	36.0	65t	2
Hendricks, C (TB)	1	68	68.0	68t	1
Costanzo, B (NYJ)	1	37	37.0	37	0
Carlyle,C	1	27	27.0	27	0
Yancy, R (Nat)	1	8	8.0	8	0
Koonce, R (PIT)	1	7	7.0	7	0
Dada,W	1	1	1.0	1	0
<i>Rhein Total</i>	<i>10</i>	<i>299</i>	<i>29.9</i>	<i>68t</i>	<i>4</i>
<i>Opponents Total</i>	<i>8</i>	<i>36</i>	<i>4.5</i>	<i>21t</i>	<i>1</i>

## PUNTING

	No	Yds	Avg	Net	TB	In	Lg	B
Baugher, D (NE)	40	1,718	43.0	37.4	4	12	59	1
Hughes, C (PIT)	1	33	33.0	25.0	0	1	33	0
<i>Rhein Total</i>	<i>41</i>	<i>1,751</i>	<i>42.7</i>	<i>37.1</i>	<i>4</i>	<i>13</i>	<i>59</i>	<i>1</i>
<i>Opponents Total</i>	<i>36</i>	<i>1,477</i>	<i>41.0</i>	<i>34.3</i>	<i>2</i>	<i>7</i>	<i>59</i>	<i>2</i>

## PUNT RETURNS

	No	FC	Yds	Avg	Lg	TD
Outlaw, J.J. (PHI)	1	2	11	11.0	11	0
Franklin,M	14	6	124	8.9	23	0
Carlyle,C	1	0	0	0.0	0	0
<i>Rhein Total</i>	<i>16</i>	<i>8</i>	<i>135</i>	<i>8.4</i>	<i>23</i>	<i>0</i>
<i>Opponents Total</i>	<i>20</i>	<i>9</i>	<i>114</i>	<i>5.7</i>	<i>21</i>	<i>1</i>

## KICKOFF RETURNS

	No	FC	Yds	Avg	Lg	TD
Peterson, D (BUF)	2	0	49	24.5	27	0
Hendricks, C (TB)	6	0	144	24.0	41	0
Franklin,M	15	0	336	22.4	29	0
Henderson, T (ATL)	5	0	106	21.2	28	0
Dada,W	5	0	105	21.0	25	0
Outlaw, J.J. (PHI)	5	0	56	11.2	20	0
Allen, M (Nat)	1	0	7	7.0	7	0
Hardy, J (SF)	1	0	0	0.0	0	0
<i>Rhein Total</i>	<i>40</i>	<i>0</i>	<i>803</i>	<i>20.1</i>	<i>41</i>	<i>0</i>
<i>Opponents Total</i>	<i>34</i>	<i>0</i>	<i>700</i>	<i>20.6</i>	<i>56</i>	<i>0</i>

## FIELD GOALS

	1-19	20-29	30-39	40-49	50+	Total
Hughes, C (PIT)	0-0	3-3	4-4	0-0	0-0	7-7
Brubaker,M	0-0	0-0	4-4	1-2	0-0	5-6
<i>Rhein Total</i>	<i>0-0</i>	<i>3-3</i>	<i>8-8</i>	<i>1-2</i>	<i>0-0</i>	<i>12-13</i>
<i>Opponents Total</i>	<i>0-0</i>	<i>2-2</i>	<i>6-9</i>	<i>5-7</i>	<i>2-2</i>	<i>15-20</i>



# RHEIN FIRE STATISTICS

2007 Season, Week 9



PASSING	Att	Cmp	Yds	Cmp%	Yds/Att	TD	TD%	Int	Int%	Lg	Sk/Lost	Rating
Pickett,C	197	127	1,314	64.5%	6.67	6	3.0%	6	3.0%	46	19/149	81.1
Elliott, B (SD)	79	36	367	45.6%	4.65	1	1.3%	2	2.5%	30	6/50	53.1
Williams, L (OAK)	2	1	18	50.0%	9.00	0	0.0%	0	0.0%	18	0/0	81.3
<i>Rhein Total</i>	<i>278</i>	<i>164</i>	<i>1,699</i>	<i>59.0%</i>	<i>6.11</i>	<i>7</i>	<i>2.5%</i>	<i>8</i>	<i>2.9%</i>	<i>46</i>	<i>25/199</i>	<i>73.1</i>
<i>Opponents Total</i>	<i>289</i>	<i>173</i>	<i>1,833</i>	<i>59.9%</i>	<i>6.34</i>	<i>9</i>	<i>3.1%</i>	<i>10</i>	<i>3.5%</i>	<i>44</i>	<i>20/157</i>	<i>74.4</i>

SACKS	No	Yds
Rehage, D (PIT)	3.5	35.0
Mohr, C (Nat)	3.0	29.0
Ville,Z	3.0	24.0
Schmidt,B	3.0	14.0
Costanzo, B (NYJ)	2.0	15.0
Strong,D	1.5	12.0
Enzor,J	1.0	8.0
Koonce, R (PIT)	1.0	7.0
Bozeman, M (ATL)	1.0	5.0
Rice, M (DET)	0.5	5.0
Solano, S (Nat)	0.5	3.0
<i>Rhein Total</i>	<i>20.0</i>	<i>157.0</i>
<i>Opponents Total</i>	<i>26.0</i>	<i>218.0</i>

DEFENSE	TT	UT	AT	SACK	PD	FF	SPEC		MISC		BLOCKED KICKS		
							UT	AT	TACK	AT	P	FG	PAT
Hendricks, C (TB)	43	40	3	0.0	13	0	4	0	0	0	0	0	0
Costanzo, B (NYJ)	43	37	6	2.0	6	1	5	1	0	0	0	0	0
Pace,A	41	35	6	0.0	5	1	1	0	0	0	0	0	0
Rehage, D (PIT)	34	26	8	3.5	1	0	2	1	0	0	0	0	0
Dada,W	31	25	6	0.0	9	0	2	1	0	0	0	0	0
Carlyle,C	27	23	4	0.0	5	1	3	0	0	0	0	0	0
Mohr, C (Nat)	26	22	4	3.0	1	1	1	2	0	0	0	0	0
Strong,D	26	19	7	1.5	3	1	0	1	0	0	0	0	0
Hardy, J (SF)	24	16	8	0.0	3	0	4	0	0	0	0	0	0
Enzor,J	23	19	4	1.0	2	1	0	1	0	0	2	0	0
Bozeman, M (ATL)	22	15	7	1.0	0	0	0	0	0	0	0	0	0
Koonce, R (PIT)	19	15	4	1.0	1	0	2	0	0	0	0	0	0
Schmidt,B	19	15	4	3.0	0	1	0	0	0	0	0	0	0
Rice, M (DET)	18	14	4	0.5	0	0	0	0	0	0	0	0	0
Solano, S (Nat)	12	9	3	0.5	1	0	0	0	0	0	0	0	0
Richardson, D (JAX)	11	8	3	0.0	0	0	0	0	0	0	0	0	0
Bailey,C	10	7	3	0.0	0	0	1	0	0	0	0	0	0
Castaneda, E (Nat)	9	6	3	0.0	0	0	4	0	0	0	0	0	0
Guerrero, A (MIN)	9	9	0	0.0	0	0	0	0	0	0	0	0	0
Yancy, R (Nat)	8	8	0	0.0	3	0	2	0	0	0	0	0	0
Ville,Z	8	4	4	3.0	1	0	0	0	0	0	0	0	0
Watts, D (Nat)	6	4	2	0.0	0	0	0	0	0	0	0	0	0
Harris,A	4	3	1	0.0	0	0	0	0	0	0	0	0	0
Hoffman,R	4	4	0	0.0	0	0	0	0	0	0	0	0	0
Riggs, G (CHI)	1	1	0	0.0	0	0	1	0	0	0	0	0	0
Jordan,B	1	0	1	0.0	0	0	3	0	0	0	0	0	0
Clinkscale, J (TB)	1	1	0	0.0	0	0	0	0	0	0	0	0	0
Malone, A (GB)	1	0	1	0.0	0	0	0	0	0	0	0	0	0
Team,	1	1	0	0.0	0	0	1	0	1	0	0	0	0
Pickett,C	0	0	0	0.0	0	0	0	0	1	0	0	0	0
Sam, P.K. (MIA)	0	0	0	0.0	0	0	0	0	2	0	0	0	0
Franklin,M	0	0	0	0.0	0	0	3	0	0	0	0	0	0
Henderson, T (ATL)	0	0	0	0.0	0	0	1	0	0	0	0	0	0
Dixon,J	0	0	0	0.0	0	0	1	1	0	0	0	0	0
Martin, J (MIN)	0	0	0	0.0	0	0	0	0	1	0	0	0	0
Mulcahy, S (CIN)	0	0	0	0.0	0	0	1	0	0	0	0	0	0
Williams, L (OAK)	0	0	0	0.0	0	0	2	1	0	0	0	0	0
Jensen,E	0	0	0	0.0	0	0	1	0	3	0	0	0	0
Allen, M (Nat)	0	0	0	0.0	0	0	1	0	0	0	0	0	0
Peterson, D (BUF)	0	0	0	0.0	0	0	2	0	0	0	0	0	0
Anthony,C	0	0	0	0.0	0	0	1	1	1	0	0	0	0
<i>Rhein Total</i>	<i>483</i>	<i>387</i>	<i>96</i>	<i>20.0</i>	<i>55</i>	<i>7</i>	<i>49</i>	<i>10</i>	<i>9</i>	<i>0</i>	<i>2</i>	<i>0</i>	<i>0</i>
<i>Opponent Total</i>	<i>470</i>	<i>380</i>	<i>90</i>	<i>26.0</i>	<i>53</i>	<i>12</i>	<i>52</i>	<i>8</i>	<i>7</i>	<i>0</i>	<i>2</i>	<i>0</i>	<i>1</i>